

**Focal Point
Manage
TIES Access
Rights**

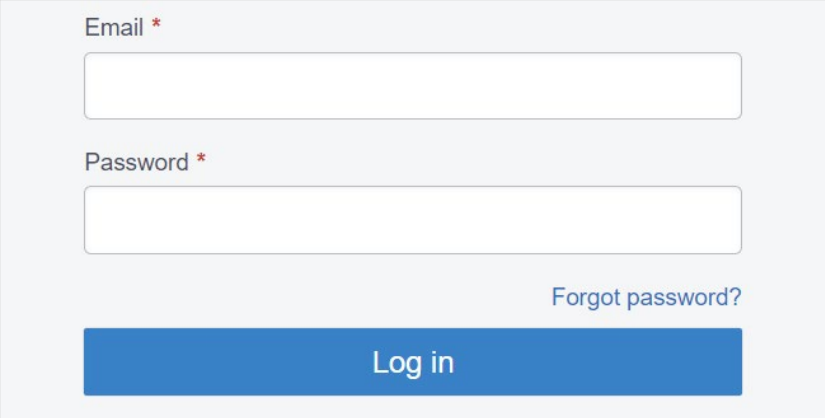


1 Login

You are the TIES focal point for your organization. You have received a TIES access request for approval, or you want to manage TIES access rights for the users in your organization.

- a) Enter your [email](#) or Username, and your [password](#), then click on [Log in](#).

a)



The screenshot shows a login form with the following elements:

- An input field labeled "Email *" with a red asterisk.
- An input field labeled "Password *" with a red asterisk.
- A link labeled "Forgot password?" located to the right of the password field.
- A blue button labeled "Log in" at the bottom of the form.

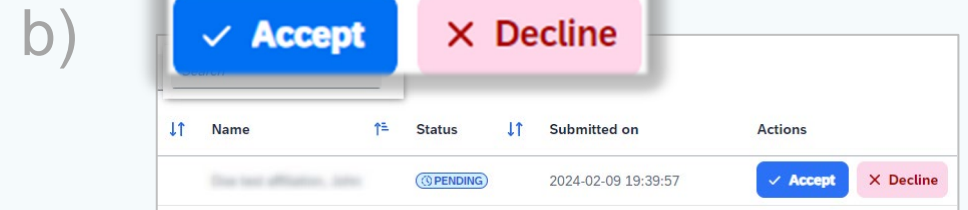
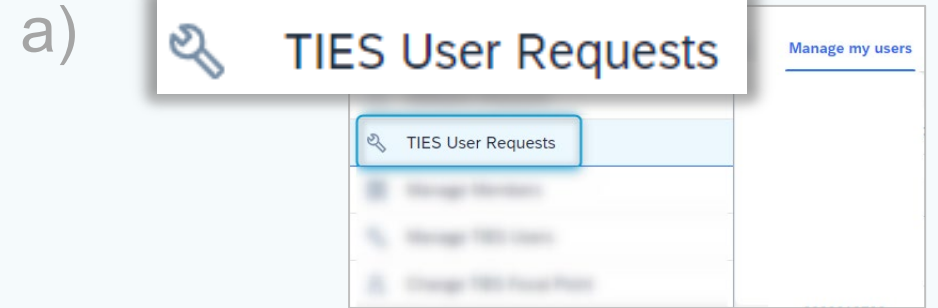
2 New TIES Requests

As TIES Focal Point, you have received an email notification of a request for TIES access rights.

- a) Go to [TIES User Requests](#) under the [Manage my users](#) menu.
- b) All new requests will appear in this page. For each request, simply click on [Accept](#) or [Decline](#).

i

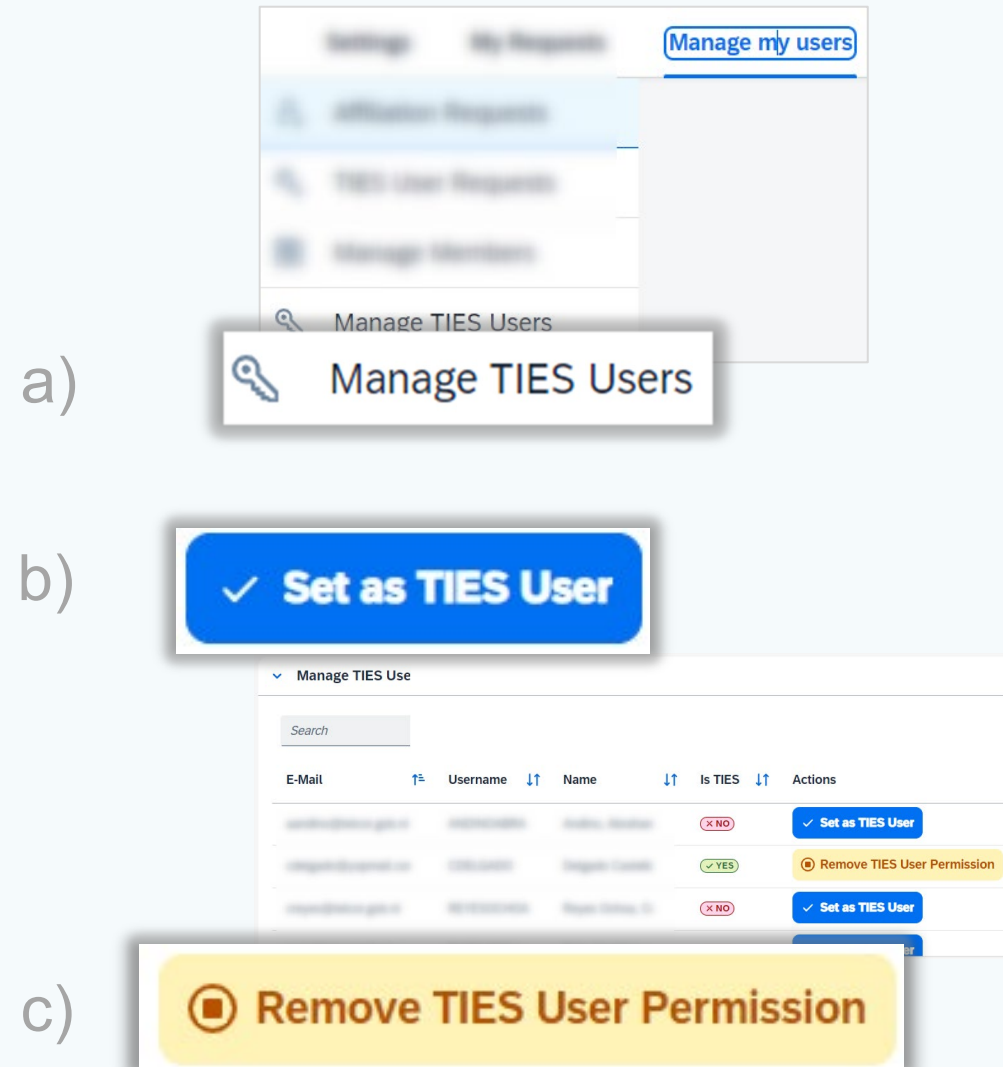
Declined requests will remain listed in this menu for your reference. Approved requests will no longer appear listed in this menu. Go to **Manage TIES users** should you wish to approve a previously declined request, OR reject a previously approved request



3 Manage TIES Users

As a TIES Focal Point, you wish to grant or remove TIES access rights to users in your organization.

- a) Go to [Manage TIES Users](#) under the [Manage my users](#) menu. All users linked to your organization will be listed here.
- b) To activate TIES access rights simply click on [Set as TIES user](#) next to the contact person.
- c) To Remove TIES access rights simply click on [Remove TIES User Permission](#).



4 Change TIES Focal Point

As TIES Focal Point you wish to grant TIES Focal Point rights to a colleague.

- a) Go to [Change TIES Focal Point](#) under the [Manage my users](#) menu.
- b) Use the search box to find the contact person and click on [Set as TIES FP](#).
- c) [Confirm](#).



The contact person must have TIES access rights before assigning as TIES focal point.

a)

b)

c)

Need Assistance?

Check the [FAQ](#), or
contact us at ServiceDesk@itu.int