

**ITU User Account  
Request  
additional  
Affiliation to  
ITU Member**





## **Additional Affiliation to an ITU Member organization**

If you are already affiliated to an ITU Member organization, you may request an additional affiliation to another ITU Member organization.

The Focal Point of the organization will receive a notification of your affiliation request and review for approval or rejection.

[ITU Members](#)

[Terms of Use](#)

[Privacy Notice](#)

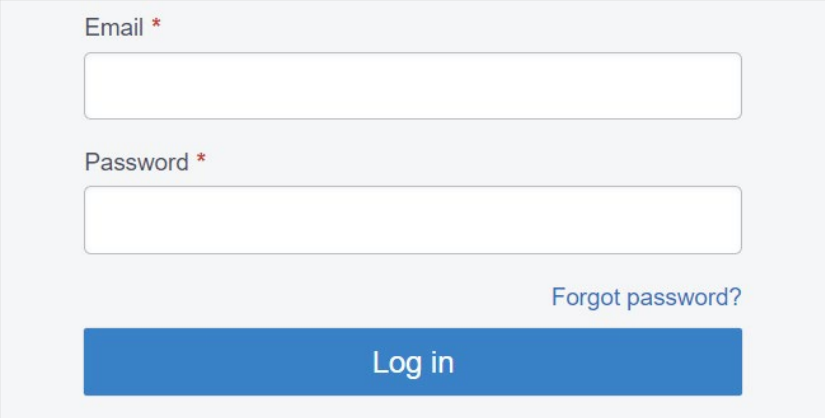


# 1 Login

You already have an ITU User Account with an ITU Member organization, and **you wish to link your user with an additional ITU Member organization.**

- a) Login with your [email](#) or Username, and your [password](#), then click on [Log in](#).

a)



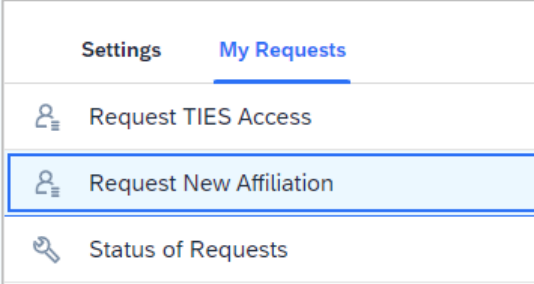
The screenshot shows a login form with the following elements:

- An "Email \*" label above a text input field.
- A "Password \*" label above a text input field.
- A "Forgot password?" link located to the right of the password field.
- A blue "Log in" button at the bottom of the form.

# 2 Request Affiliation

- a) Go to the [Request New Affiliation](#) option under the [My Requests](#) menu.
- b) Find the ITU member organization by selecting the [Membership Type](#), [Country](#) and the [Organization](#) from the list.
- c) Click on [Request Affiliation](#).
- d) The request has been sent to the respective Focal Point. Click on [OK](#). An automated email will be sent to your inbox to inform you that your affiliation request is in process.

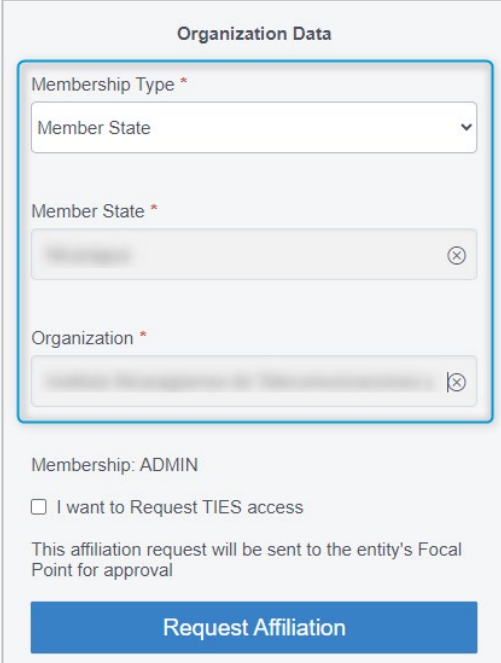
a)



Settings [My Requests](#)

- Request TIES Access
- Request New Affiliation**
- Status of Requests

b)



Organization Data

Membership Type \*  
Member State

Member State \*  
[Input field]

Organization \*  
[Input field]

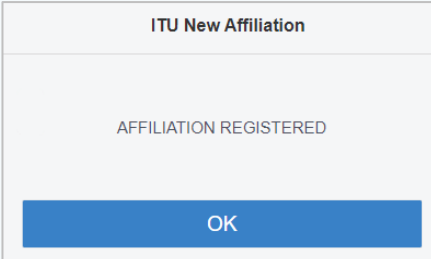
Membership: ADMIN

I want to Request TIES access

This affiliation request will be sent to the entity's Focal Point for approval

**Request Affiliation**

c)



ITU New Affiliation

AFFILIATION REGISTERED


**OK**

d)

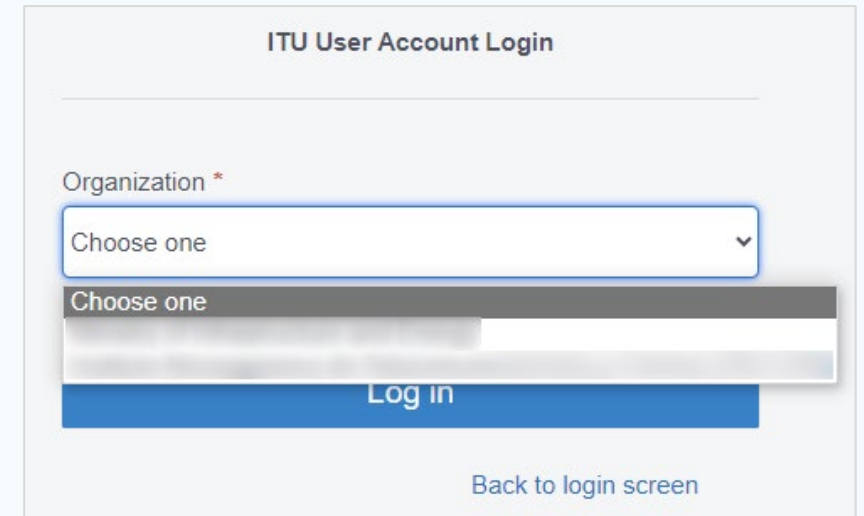
# 3 Affiliation approved

- a) Once the Focal Point has approved your affiliation request, you will receive the confirmation by email.
- b) The next time you log in to your ITU User Management page, the system will ask you to select the organization you wish to log in to. Select one and click on [Log in](#).

a)



b)



# Need Assistance?

Check the [FAQ](#), or  
contact us at [ServiceDesk@itu.int](mailto:ServiceDesk@itu.int)