

Cloud Operating Systems

Booting x86

Fabian Rauscher, Daniel Gruss, Andreas Kogler

2022-03-21

Real Mode







- 16 bit mode



- 16 bit mode
- Address space: 1 MB



- 16 bit mode
- Address space: 1 MB
- How is that possible?







- 16 bit segment registers (CS, SS, DS, ES, FS, GS)



- 16 bit segment registers (CS, SS, DS, ES, FS, GS)
- Every memory access uses a segment register and a 16 bit offset



- 16 bit segment registers (CS, SS, DS, ES, FS, GS)
 - Every memory access uses a segment register and a 16 bit offset
- Actual address is $(\text{segment register} \ll 4) + \text{offset}$



- 16 bit segment registers (CS, SS, DS, ES, FS, GS)
 - Every memory access uses a segment register and a 16 bit offset
- Actual address is (segment register \ll 4) + offset
- Direct physical memory access

9.1.4 First Instruction Executed

The first instruction that is fetched and executed following a hardware reset is located at physical address FFFFFFF0H. This address is 16 bytes below the processor's uppermost physical address. The EPROM containing the software-initialization code must be located at this address.

- Address: `0xFFFFFFFF0`

- Address: `0xFFFFFFFF0`
- How is that possible?

- Address: `0xFFFFFFFF0`
- How is that possible?
 - CS register also has a 32-bit base address (initialized to `0xFFFF0000`)

- Address: `0xFFFFFFFF0`
- How is that possible?
 - CS register also has a 32-bit base address (initialized to `0xFFFF0000`)
- What if I have < 4 GB RAM?

- Address: `0xFFFFFFFF0`
- How is that possible?
 - CS register also has a 32-bit base address (initialized to `0xFFFF0000`)
- What if I have < 4 GB RAM?
 - physical address space \neq RAM directly mapped







- BIOS initializes hardware platform



- BIOS initializes hardware platform
- Select a device to boot from



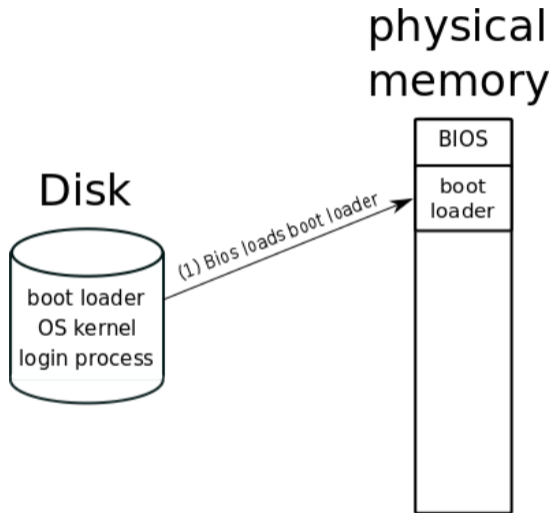
- BIOS initializes hardware platform
- Select a device to boot from
- Load MBR from device into memory ($0x7C00$)



- BIOS initializes hardware platform
- Select a device to boot from
- Load MBR from device into memory ($0x7C00$)
- Execute code from the MBR



- BIOS initializes hardware platform
- Select a device to boot from
- Load MBR from device into memory ($0x7C00$)
- Execute code from the MBR
- MBR code usually loads more data from the disk into memory



- How can we interact with the hardware?

- How can we interact with the hardware?
 - Where do we get the memory layout from?

- How can we interact with the hardware?
 - Where do we get the memory layout from?
 - How can we access the disk?

- How can we interact with the hardware?
 - Where do we get the memory layout from?
 - How can we access the disk?
 - How can we configure the video output?

- How can we interact with the hardware?
 - Where do we get the memory layout from?
 - How can we access the disk?
 - How can we configure the video output?
 - ...

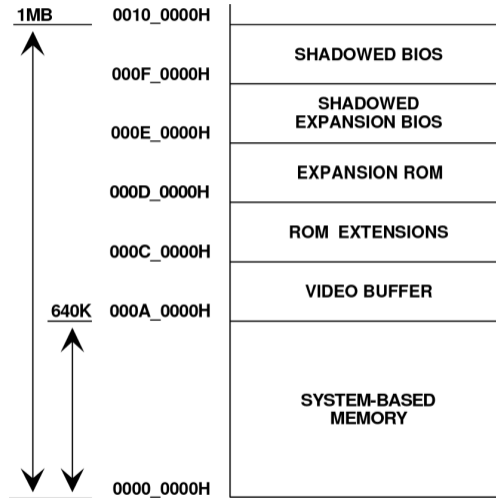
- How can we interact with the hardware?
 - Where do we get the memory layout from?
 - How can we access the disk?
 - How can we configure the video output?
 - ...

→ BIOS calls!


- How can we interact with the hardware?
 - Where do we get the memory layout from?
 - How can we access the disk?
 - How can we configure the video output?
 - ...

→ BIOS calls!

- We can trigger standardized software interrupts and let the BIOS handle it!







- Memory accesses above 1MB wrap around






- Memory accesses above 1MB wrap around
- Used to fix software compatibility issues



- Memory accesses above 1MB wrap around
 - Used to fix software compatibility issues
- Memory line 20 (A20) needs to be enabled by software to disable this "feature"



- Memory accesses above 1MB wrap around
 - Used to fix software compatibility issues
- Memory line 20 (A20) needs to be enabled by software to disable this "feature"
- Multiple ways of doing this:




- Memory accesses above 1MB wrap around
 - Used to fix software compatibility issues
- Memory line 20 (A20) needs to be enabled by software to disable this "feature"
- Multiple ways of doing this:
 - Keyboard controller



- Memory accesses above 1MB wrap around
 - Used to fix software compatibility issues
- Memory line 20 (A20) needs to be enabled by software to disable this "feature"
- Multiple ways of doing this:
 - Keyboard controller
 - Fast A20 gate



- Memory accesses above 1MB wrap around
 - Used to fix software compatibility issues
- Memory line 20 (A20) needs to be enabled by software to disable this "feature"
- Multiple ways of doing this:
 - Keyboard controller
 - Fast A20 gate
 - BIOS call



- Memory accesses above 1MB wrap around
 - Used to fix software compatibility issues
- Memory line 20 (A20) needs to be enabled by software to disable this "feature"
- Multiple ways of doing this:
 - Keyboard controller
 - Fast A20 gate
 - BIOS call
 - ...

- Disable interrupts

- Disable interrupts
- Setup Global Descriptor Table (GDT)

- Disable interrupts
- Setup Global Descriptor Table (GDT)
- Load GDT

- Disable interrupts
- Setup Global Descriptor Table (GDT)
- Load GDT
- Enable protected mode by setting bit 0 in CR0

- Disable interrupts
- Setup Global Descriptor Table (GDT)
- Load GDT
- Enable protected mode by setting bit 0 in CR0
- Long jump to set CS

- Disable interrupts
- Setup Global Descriptor Table (GDT)
- Load GDT
- Enable protected mode by setting bit 0 in CR0
- Long jump to set CS
- Load DS, ES, FS, GS, SS, ESP

Protected Mode







- 32 bit mode



- 32 bit mode
- More 32 bit registers



- 32 bit mode
- More 32 bit registers
- Access to up to 4GB of memory



- 32 bit mode
- More 32 bit registers
- Access to up to 4GB of memory
- Segmentation uses the GDT



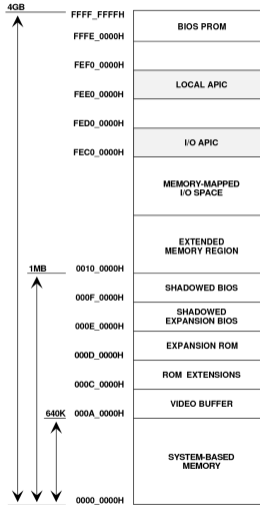
- 32 bit mode
- More 32 bit registers
- Access to up to 4GB of memory
- Segmentation uses the GDT
 - It is possible to address the whole address space without switching segments





- 32 bit mode
 - More 32 bit registers
 - Access to up to 4GB of memory
 - Segmentation uses the GDT
 - It is possible to address the whole address space without switching segments
- Segmentation more optional!




- 32 bit mode
- More 32 bit registers
- Access to up to 4GB of memory
- Segmentation uses the GDT
 - It is possible to address the whole address space without switching segments
 - Segmentation more optional!
- Optional paging












- Segment registers are offsets into the GDT




- Segment registers are offsets into the GDT
- GDT is an array of segment descriptors that each hold ...




- Segment registers are offsets into the GDT
- GDT is an array of segment descriptors that each hold ...
 - Base address




- Segment registers are offsets into the GDT
- GDT is an array of segment descriptors that each hold ...
 - Base address
 - Limit

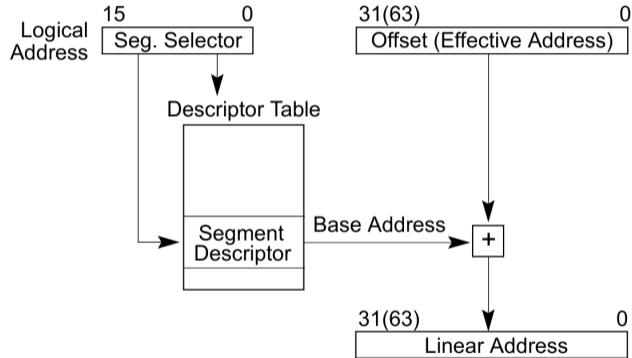


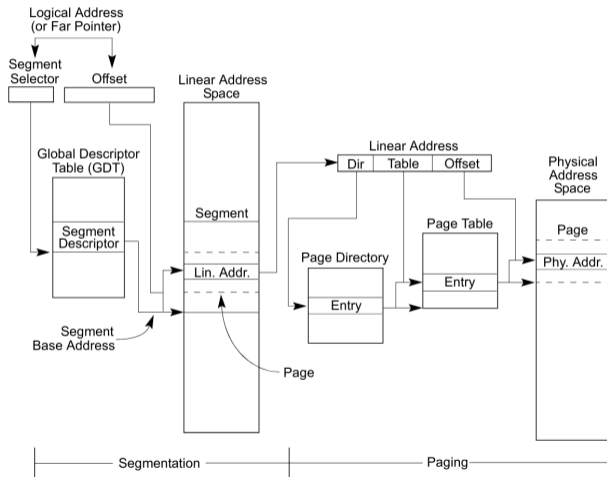
- Segment registers are offsets into the GDT
- GDT is an array of segment descriptors that each hold ...
 - Base address
 - Limit
 - Access rights

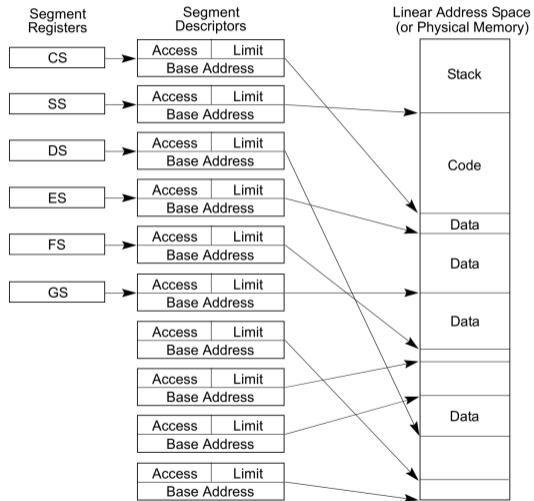


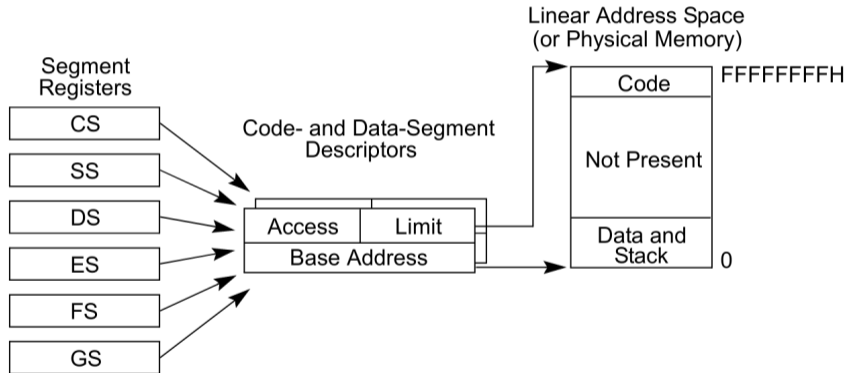
- Segment registers are offsets into the GDT
- GDT is an array of segment descriptors that each hold ...
 - Base address
 - Limit
 - Access rights
 - Flags











- Disable interrupts

- Disable interrupts
- Setup 64 bit segment descriptors

- Disable interrupts
- Setup 64 bit segment descriptors
- Setup paging structure and set CR3

- Disable interrupts
- Setup 64 bit segment descriptors
- Setup paging structure and set CR3
- Enable long Mode via bit 8 of the EFER MSR

- Disable interrupts
- Setup 64 bit segment descriptors
- Setup paging structure and set CR3
- Enable long Mode via bit 8 of the EFER MSR
- Enable PAE via bit 5 of CR4

- Disable interrupts
- Setup 64 bit segment descriptors
- Setup paging structure and set CR3
- Enable long Mode via bit 8 of the EFER MSR
- Enable PAE via bit 5 of CR4
- Enable paging via bit 31 in CR0

- Disable interrupts
- Setup 64 bit segment descriptors
- Setup paging structure and set CR3
- Enable long Mode via bit 8 of the EFER MSR
- Enable PAE via bit 5 of CR4
- Enable paging via bit 31 in CR0
- Reload segment selectors to enter long mode proper

Long Mode







- Only supported with paging enabled



- Only supported with paging enabled
- Register extensions and new 64 bit registers



- Only supported with paging enabled
- Register extensions and new 64 bit registers
→ RAX, RBX, RCX, RDX, ..., R8-R15



- Only supported with paging enabled
- Register extensions and new 64 bit registers
→ RAX, RBX, RCX, RDX, ..., R8-R15
- 64 bit pointers



- Only supported with paging enabled
- Register extensions and new 64 bit registers
→ RAX, RBX, RCX, RDX, ..., R8-R15
- 64 bit pointers
- 48 bit virtual addresses (57 bit with 5-level paging)



- Only supported with paging enabled
- Register extensions and new 64 bit registers
→ RAX, RBX, RCX, RDX, ..., R8-R15
- 64 bit pointers
- 48 bit virtual addresses (57 bit with 5-level paging)
- Segmentation is simplified



- Only supported with paging enabled
- Register extensions and new 64 bit registers
 - RAX, RBX, RCX, RDX, ..., R8-R15
- 64 bit pointers
- 48 bit virtual addresses (57 bit with 5-level paging)
- Segmentation is simplified
 - All segment limits are ignored



- Only supported with paging enabled
- Register extensions and new 64 bit registers
 - RAX, RBX, RCX, RDX, ..., R8-R15
- 64 bit pointers
- 48 bit virtual addresses (57 bit with 5-level paging)
- Segmentation is simplified
 - All segment limits are ignored
 - CS, SS, ES, DS have a base of 0



- Only supported with paging enabled
- Register extensions and new 64 bit registers
 - RAX, RBX, RCX, RDX, ..., R8-R15
- 64 bit pointers
- 48 bit virtual addresses (57 bit with 5-level paging)
- Segmentation is simplified
 - All segment limits are ignored
 - CS, SS, ES, DS have a base of 0
 - Bases for FS and GS can be set via MSRs

Booting SWEB





- Grand Unified Bootloader (GRUB)





- Grand Unified Bootloader (GRUB)
- Runs in real mode and protected mode



- Grand Unified Bootloader (GRUB)
- Runs in real mode and protected mode
 - Protected mode: most of the time



- Grand Unified Bootloader (GRUB)
- Runs in real mode and protected mode
 - Protected mode: most of the time
 - Real mode: entry and BIOS calls



- Grand Unified Bootloader (GRUB)
- Runs in real mode and protected mode
 - Protected mode: most of the time
 - Real mode: entry and BIOS calls
- Basic hardware detection and framebuffer setup



- Grand Unified Bootloader (GRUB)
- Runs in real mode and protected mode
 - Protected mode: most of the time
 - Real mode: entry and BIOS calls
- Basic hardware detection and framebuffer setup
- Loads SWEB into memory



- Grand Unified Bootloader (GRUB)
- Runs in real mode and protected mode
 - Protected mode: most of the time
 - Real mode: entry and BIOS calls
- Basic hardware detection and framebuffer setup
- Loads SWEB into memory
- Provides hardware information according to the Multiboot spec



- Grand Unified Bootloader (GRUB)
- Runs in real mode and protected mode
 - Protected mode: most of the time
 - Real mode: entry and BIOS calls
- Basic hardware detection and framebuffer setup
- Loads SWEB into memory
- Provides hardware information according to the Multiboot spec
- Runs SWEB

- Provides standardized format for passing information from the Bootloader to the OS

- Provides standardized format for passing information from the Bootloader to the OS
 - Memory areas and their type

- Provides standardized format for passing information from the Bootloader to the OS
 - Memory areas and their type
 - Location of the framebuffer and the configured video mode

- Provides standardized format for passing information from the Bootloader to the OS
 - Memory areas and their type
 - Location of the framebuffer and the configured video mode
 - Drive infos

- Provides standardized format for passing information from the Bootloader to the OS
 - Memory areas and their type
 - Location of the framebuffer and the configured video mode
 - Drive infos
 - ...

- Provides standardized format for passing information from the Bootloader to the OS
 - Memory areas and their type
 - Location of the framebuffer and the configured video mode
 - Drive infos
 - ...
- Pointer to the multiboot header passed via EBX to the kernel entry