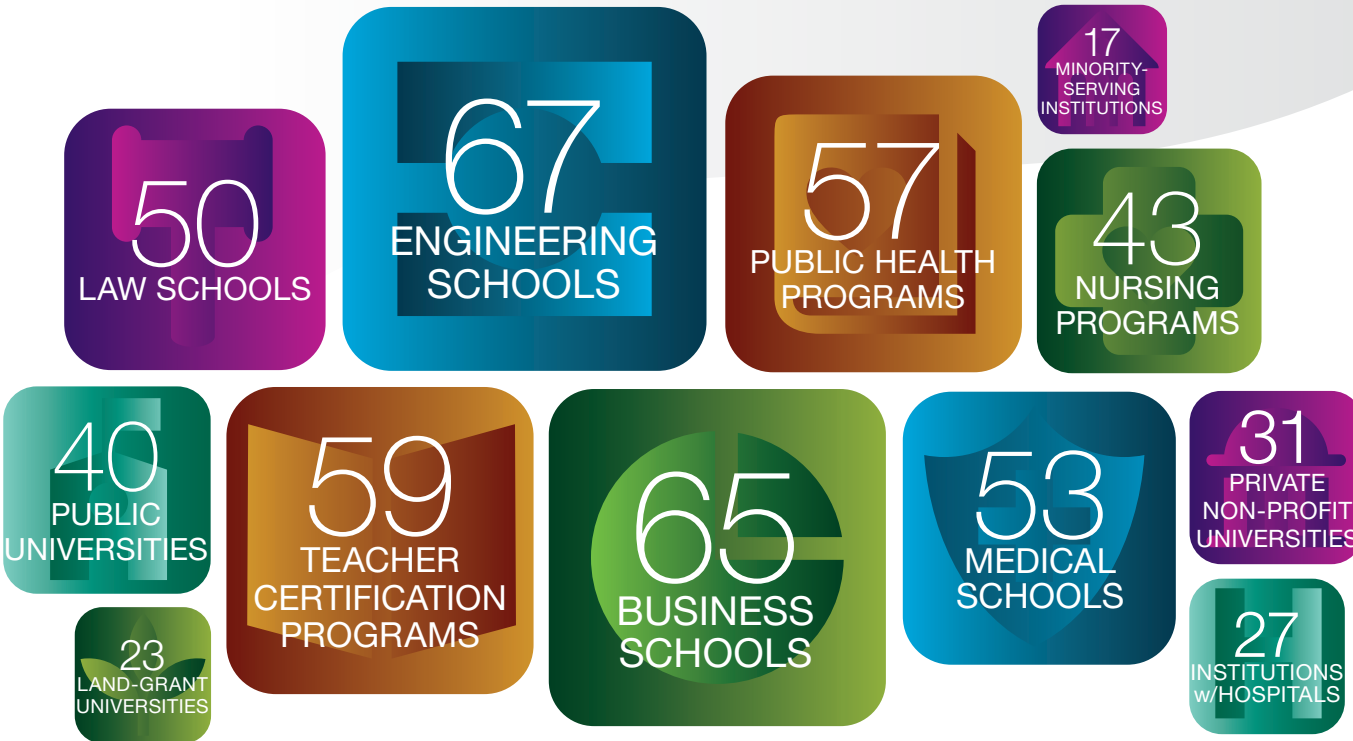


## 71 LEADING RESEARCH UNIVERSITIES

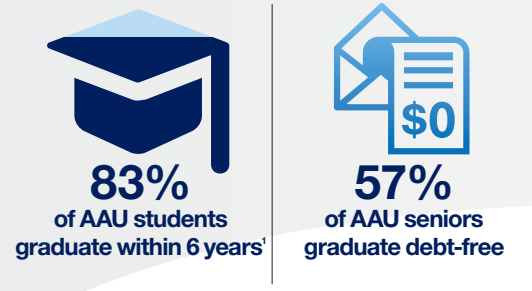


**Founded in 1900**, the Association of American Universities is composed of America's leading research universities. AAU's 71 research universities transform lives through education, research, and innovation. Our member universities earn the majority of competitively awarded federal funding for research that improves public health, addresses national challenges, and contributes significantly to our economic strength, while educating and training tomorrow's visionary leaders and innovators.

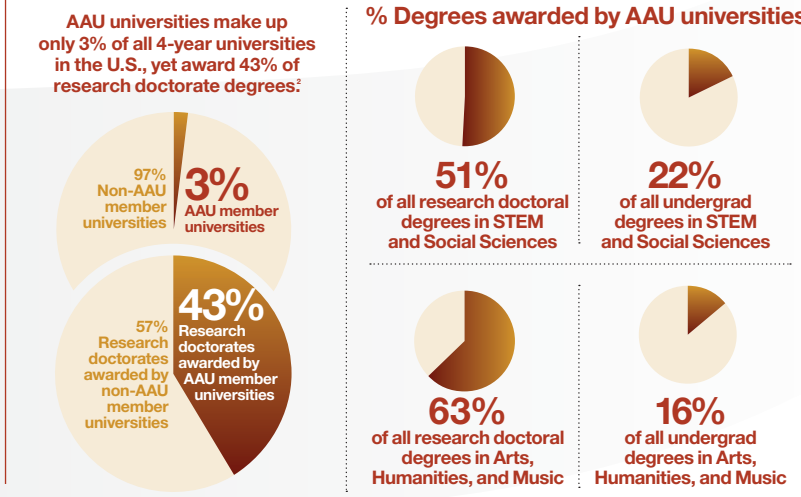
### ECONOMIC IMPACT



### VALUE



### EDUCATION 2021 Data




### RESEARCH

**\$31.5 BILLION** Federal research dollars awarded in 2021

<sup>1</sup> 2021 graduation rate at AAU universities.  
<sup>2</sup> Not including professional doctoral degrees.

# ECONOMIC IMPACT

## EMPLOYEES



**849,940**  
Total employees  
at AAU universities in 2021

## SALARIES



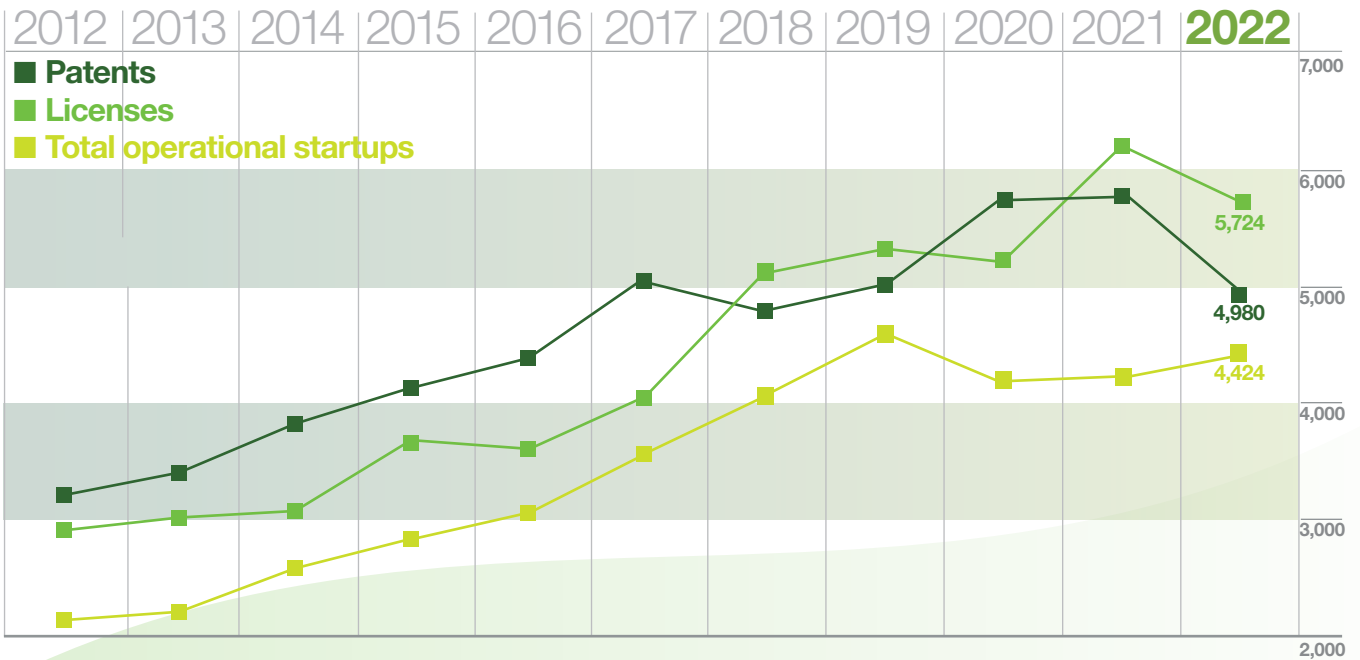
**\$107.4 Billion**  
Total salaries  
paid by AAU universities in 2022

## ENTREPRENEURS



**39 in Top 50**  
39 AAU universities were  
in the top 50 **worldwide** for  
producing venture-capital-backed  
entrepreneurs as of 2023

## ECONOMIC IMPACT OVER TIME OF AAU MEMBER UNIVERSITIES (2012–22)



## PATENTS



**4,980**

Patents issued  
in 2022

## LICENSES



**5,724**

Technology  
license agreements  
in 2022

## TOTAL STARTUPS



**4,424**

Cumulative operational  
startup companies  
formed as of 2022

## STARTUPS IN 2022



**622**

Startup companies  
formed in 2022

## HOME STATE COs



**374**

Startup companies  
created in home state  
in 2022

## DEGREES AWARDED BY AAU UNIVERSITIES IN THE U.S. AS OF 2021



**617,590**  
Total Degrees



**30,453**  
Research Doctorates



**29,328**  
Professional Practice  
Doctorates




**184,427**  
Master's Degrees




**333,860**  
Bachelor's Degrees

In 2021, AAU institutions awarded 51% of all research doctoral degrees and 22% of all undergraduate degrees in STEM and Social Sciences

### RESEARCH DOCTORAL DEGREES in STEM out of National Total (2021)



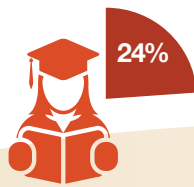
### BACHELOR'S DEGREES in STEM out of National Total (2021)



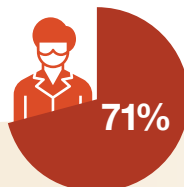
## STUDENTS AT AAU UNIVERSITIES IN 2021



14% of all Undergraduates<sup>1</sup>  
**1.5 million**  
Undergraduates



24% of all Graduate Students<sup>2</sup>  
**772,433**  
Graduate Students



71% of all Postdocs<sup>3</sup>  
**44,979**  
Total Postdocs



38% of all International Students<sup>3</sup>  
**339,672**  
International Students



31% of all Study Abroad Students  
**48,348**  
Study Abroad

<sup>1</sup> For all 4-year U.S. institutions. <sup>2</sup> Number of Postdocs in 2021. <sup>3</sup> Number of International Students in 2021.

## GRADUATES OF AAU UNIVERSITIES



**24**  
Governors in 2023



**290**  
Members of Congress in 2023



**6**  
Joint Chiefs of Staff in 2023



**13**  
U.S. Presidents 1900–2023



**9**  
Current U.S. Supreme Court Justices



**10,577**  
Teaching Degrees in 2021



**7,848**  
Medical Degrees in 2021

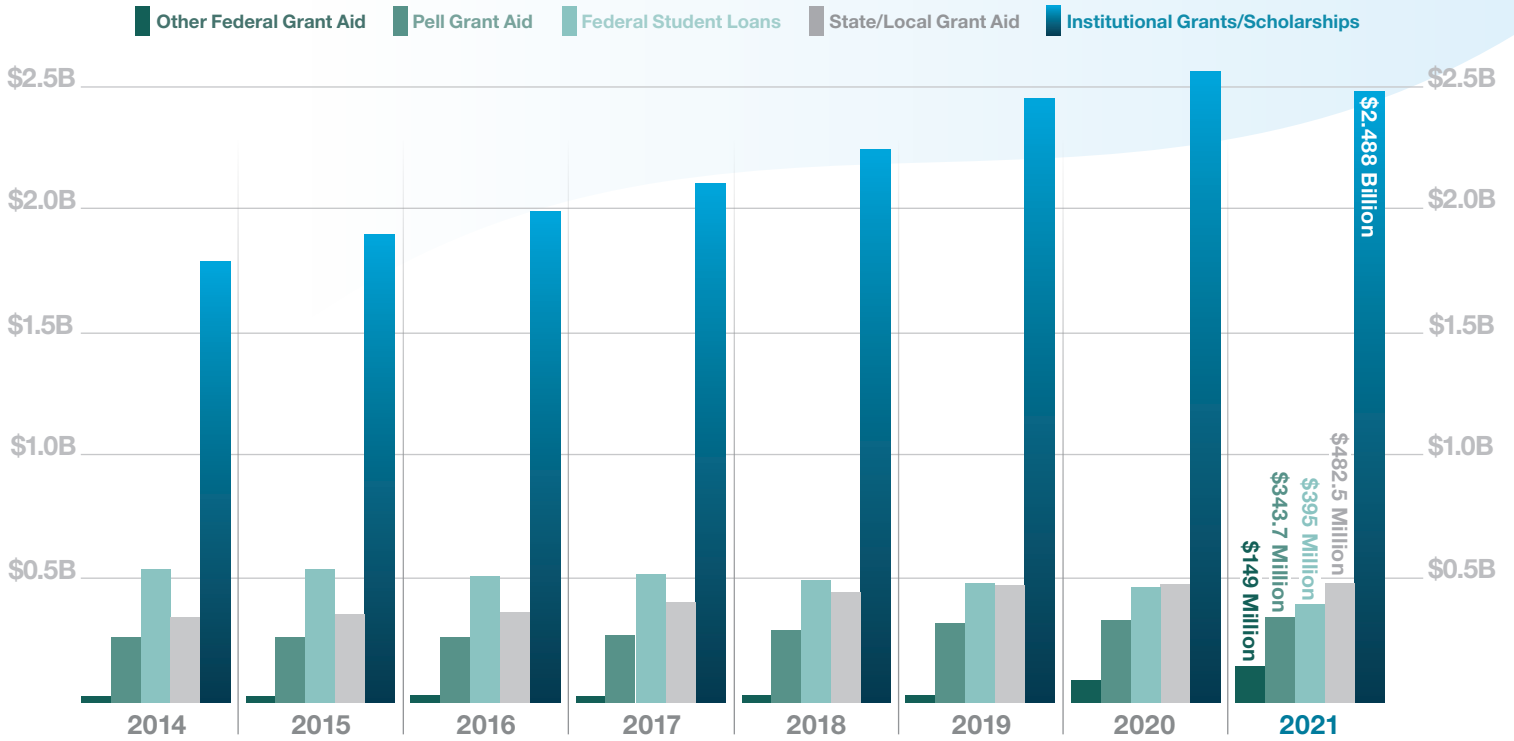


**2,706**  
Dental Degrees in 2021

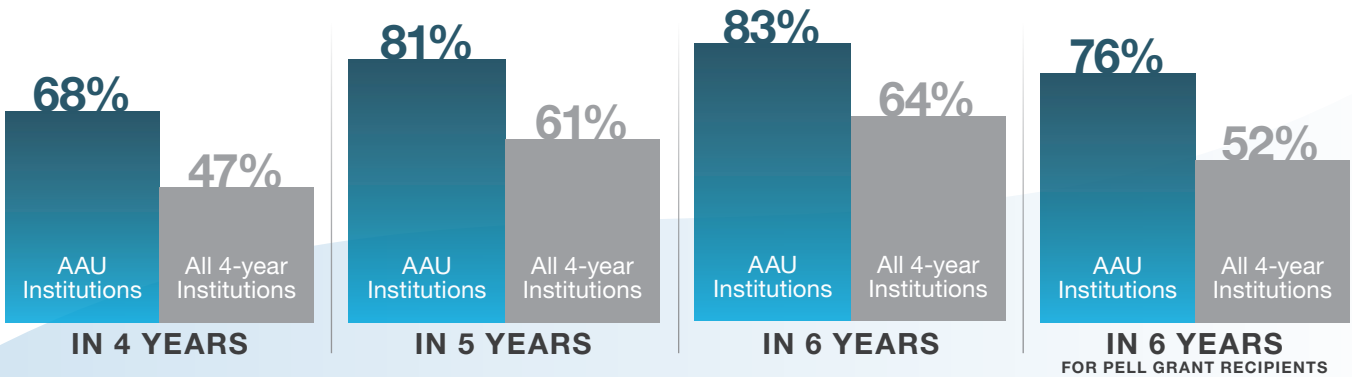


**12,692**  
Nursing Degrees in 2021

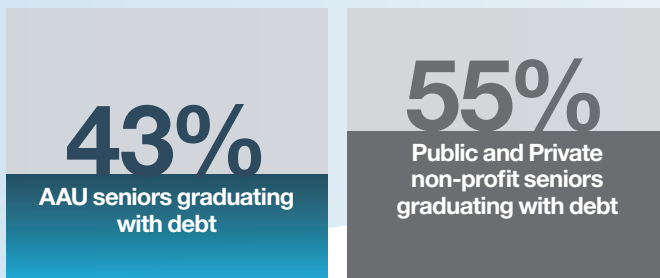
## UNDERGRAD FINANCIAL AID FUNDING SOURCES AT AAU UNIVERSITIES (2014–2021)



## 2021 AAU GRADUATION RATES VS. ALL 4-YEAR U.S. INSTITUTIONS

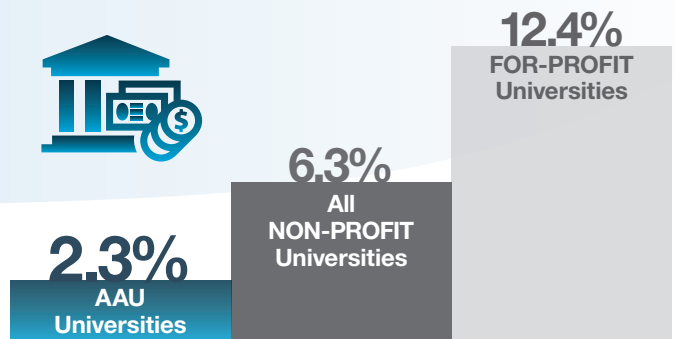


## STUDENT DEBT

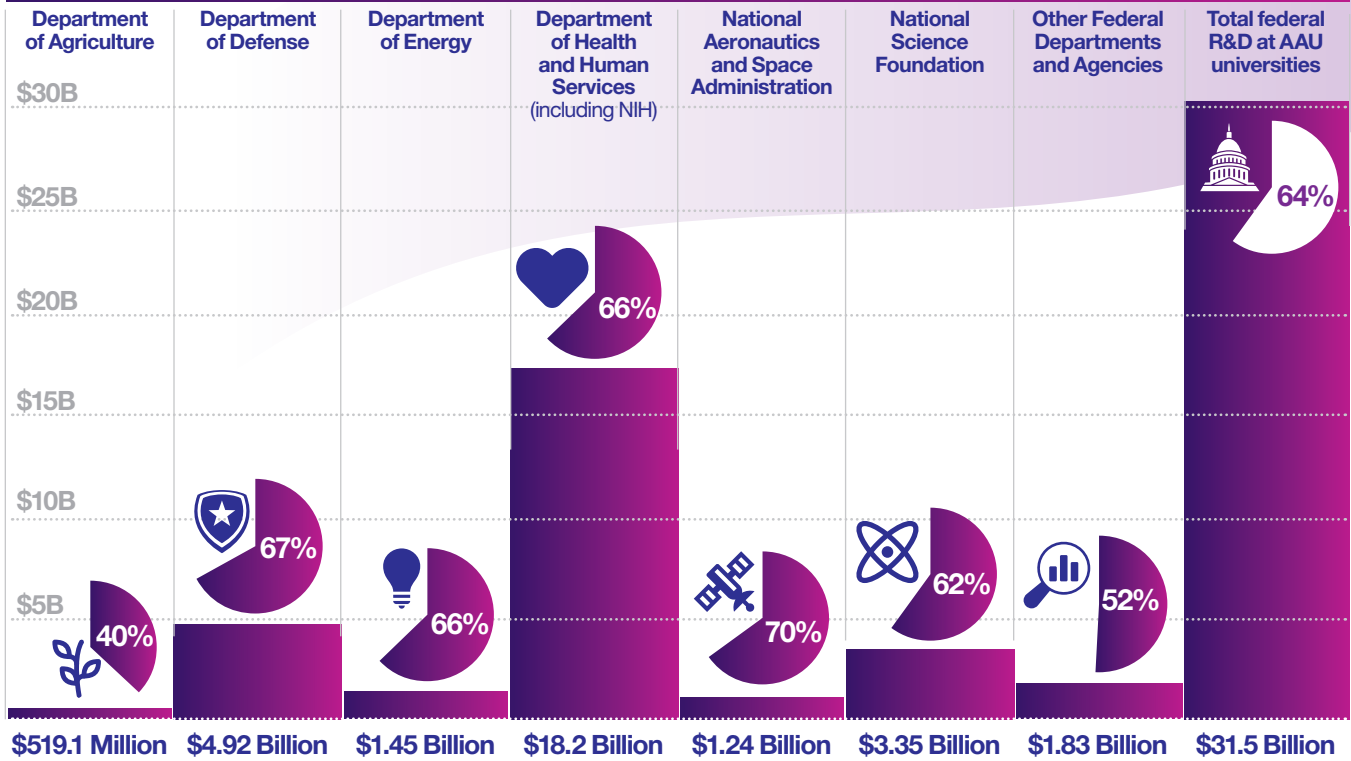


In 2020, less than 43% of graduating seniors from AAU universities had debt, while 55% of graduating seniors from all public and private non-profit universities had debt.

## STUDENT DEBT DEFAULT RATES (as of 2019)



## FEDERALLY FUNDED ACADEMIC RESEARCH AND DEVELOPMENT IN 2021<sup>1</sup>



<sup>1</sup> Dollar amount of R&D expenditures by AAU Universities & share of total amount awarded by agency

### HONORS & AWARDS

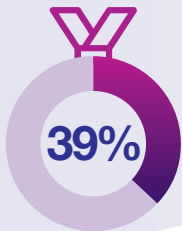


53% of all National Academies Members  
**4,366**  
 Members of the National Academies at AAU universities



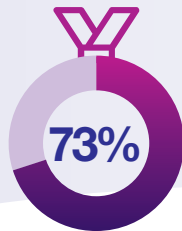
62% of all American Academy of Arts and Sciences Fellows  
**3,980**  
 Elected American Academy of Arts and Sciences Fellows affiliated with AAU universities

#### NOBEL PRIZE



39% of all winners are at AAU universities

#### NATIONAL MEDAL OF SCIENCE



73% of all awardees are at AAU universities

### SCHOLARLY OUTPUT

**127 Million**  
 Citations (2013-2022)<sup>2</sup>

**5.5 Million**  
 Publications (2013-2022)<sup>3</sup>

**58,207**  
 Books Published (2012-2021)<sup>4</sup>

<sup>2,3</sup> Thomson-Reuters *InCites*  
<sup>4</sup> 2021 Academic Analytics

### RESOURCES

**41**  
 Research Parks

**82**  
 University Accelerator Programs

**\$12.3 B**  
 in institutional contributions to research and development