

Slido for Remote Meetings



slido

slido

Join at
slido.com
#R353

Where are you joining us from?

What you can find here



Tech setup

How to seamlessly display
Slido with your presentation



Tips

Tips on running engaging
remote meetings



Resources

Additional articles, videos
and FAQs

Technical Setup

How to seamlessly display content
and Slido when running remote meeting

slido

slido

Join at
slido.com
#R353

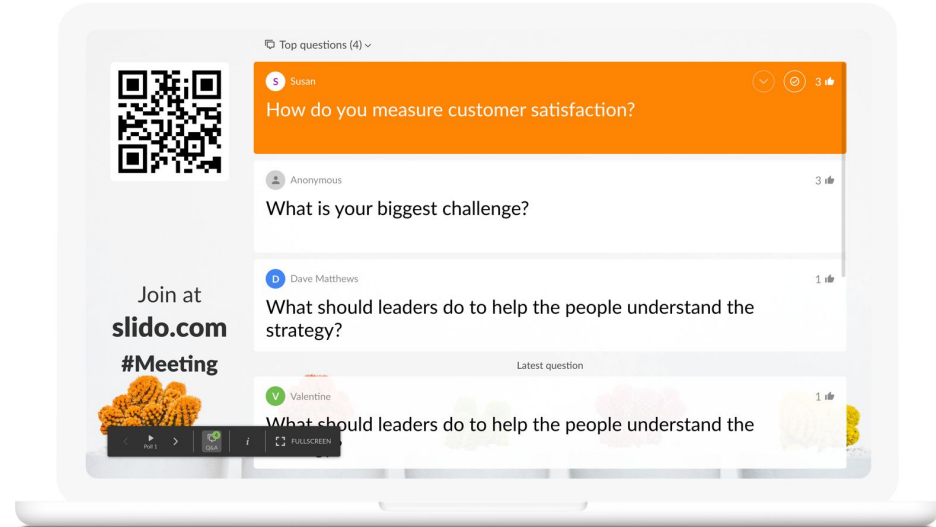
How well do you know
Leadfeeder?

1. Sharing Slido screen

The easiest setup of Slido for remote meetings. Open Present mode in full screen and start sharing your desktop.

[Learn more here](#)

[Watch this video](#)

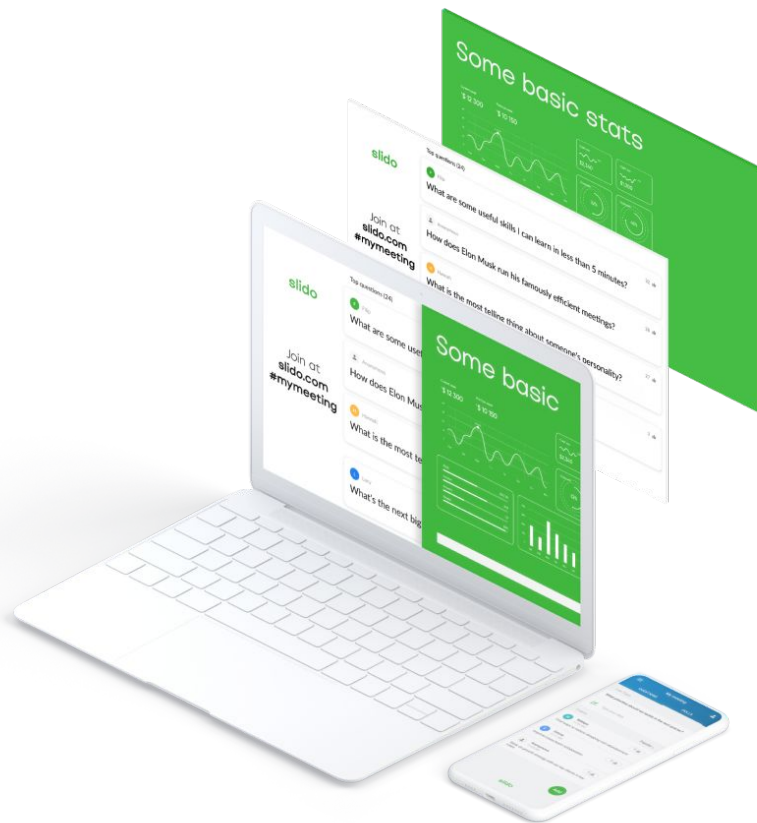


2. Switcher

Use our free Switcher app to seamlessly switch between Slido and your presentation.

[Download Switcher](#)

[Learn more here](#)

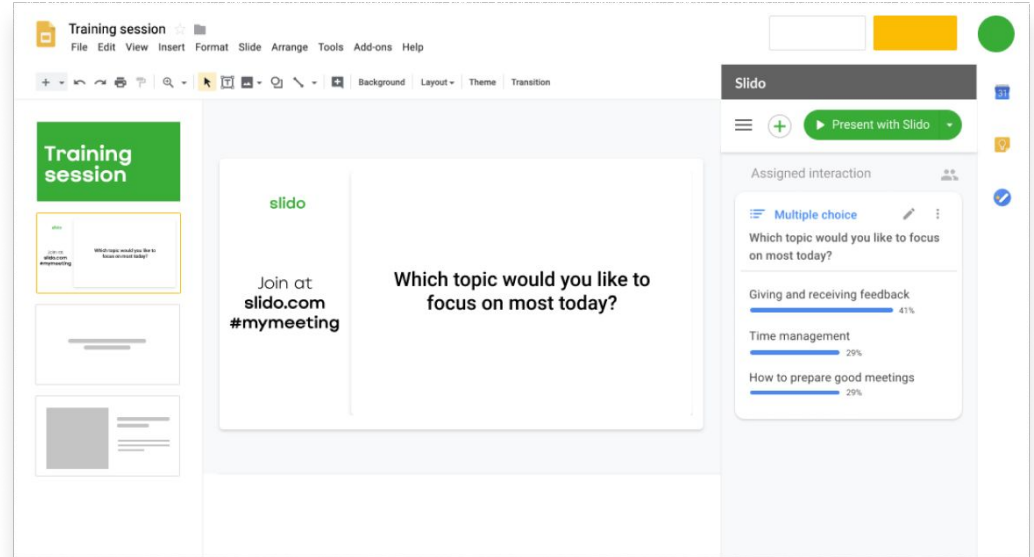


3. Google Slides integration

Engage your audience with live polling and Q&A without ever leaving Google Slides.

[Learn more here](#)

[Use Slido with Google Slides](#)

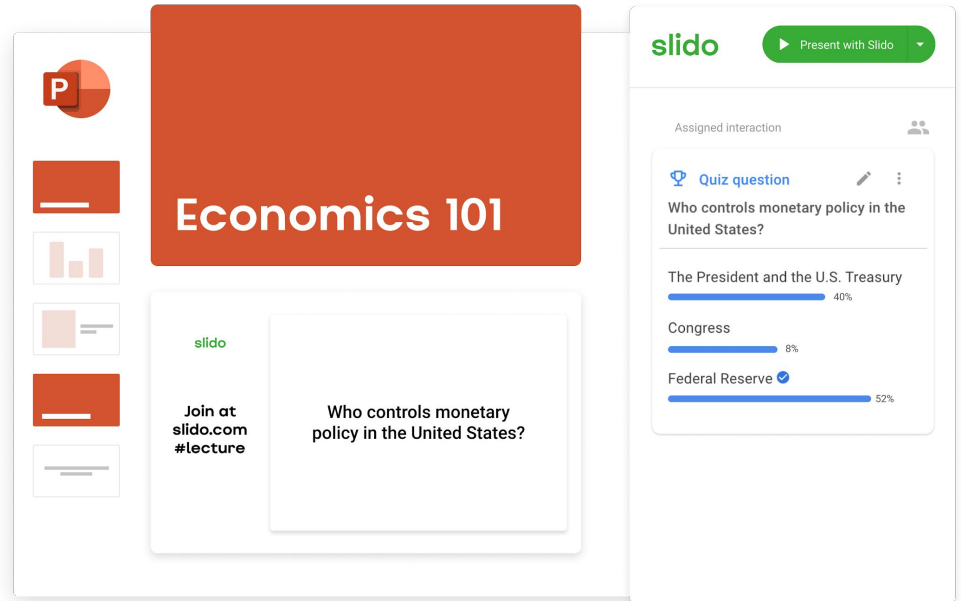


4. PowerPoint integration

Add polls, quizzes and Q&A into your PowerPoint presentation.

[Learn more here](#)

[Use Slido with PowerPoint](#)



The image shows a PowerPoint slide titled "Economics 101" with a Slido integration. The slide content includes a Slido logo, a join link "Join at slido.com #lecture", and a quiz question: "Who controls monetary policy in the United States?". To the right, the Slido interface displays the quiz question and the results of a poll:

Option	Percentage
The President and the U.S. Treasury	40%
Congress	8%
Federal Reserve	52%

Tips to run remote meetings

How to interact and engage with your audience

5 Tips For Running Remote Meetings

1. Share the link to your event in advance to start collecting your colleagues' questions in advance
2. Run a meeting icebreaker poll at the beginning
3. Mix things up every 5-7 minutes during your call (use polls, quizzes, survey, ideas)
4. Use quizzes to deliver stats, report or survey results and make updates fun
5. Allow enough time to run a Q&A at the end to answer the most popular questions

Resources

Learn more about ways to integrate
Slido and your virtual meetings

slido

FAQ for Integrating Slido

Video: [How to use Slido at your Remote meeting](#)

Video: [The easiest setup of Slido for you remote meeting](#)

[Integrate Slido with Slack](#)

[Integrate Slido with Microsoft Teams](#)

[Integrate live video with Slido event](#)

[Use Slido for remote meetings, classes, events, and webinars](#)

* the links are clickable

Articles on Engaging virtual audiences

[25+ Tips For Running Successful Remote Meetings](#)

[How to use Slido for your remote meetings](#)

[How to Lead and Facilitate Virtual Team Meetings](#)

[15 Virtual Icebreakers for Your Remote Meetings](#)

[How We Ran Our First Fully Remote Customer Townhall](#)

* the links are clickable

We are here for you

24/5 live chat support

slido.com or support@slido.com

slido

slido

Join at
slido.com
#R353

Audience Q&A Session

slido

Join at
slido.com
#R353

Please fill in the survey