

HP2B Business- to-Business integration

Table of contents

Introduction	03
What is Business-to-Business integration	05
What are the benefits of Business-to-Business integration	07
How does Business-to-Business integration works?	09
How do we make Business-to-Business integration happen?	11
Glossary	21
FAQ	22

Introduction



Introduction

HP2B is your organization's own customized HP online store that frees you from the red tape and paperwork that is ordinarily part of IT procurement. Intuitive and easy to use, HP2B allows you to focus on the more value-producing aspects of your job.

This Quick Guide is designed to help you understand how HP2B's business-to-business integration (B2Bi) program works. B2Bi enables your internal e-procurement system to integrate seamlessly with HP2B, streamlining your IT purchasing process to be more efficient and cost-effective.

What is Business- to-Business Integration?



The HP B2Bi program is designed for our customers that have deployed an internal e-procurement system, or which purchase through electronic marketplaces. The program integrates HP2B with whatever system you currently use, enabling you to purchase both HP and third-party products in the way that is most convenient for you.

By offering you a globally consistent way to manage your procurement activities, HP enables you to capture significant automated ordering efficiencies for your business.

What are the
benefits of Business-
to-Business
Integration?

What are the benefits of Business-to-Business integration?

B2Bi offers significant operational advantages:

- Directly connect to HP2B punchout catalog¹
- Eliminate double data entries for purchase orders
- Access HP eBusiness Consultant advising services
- Consolidate and digitalize e-procurement flows in one system
- Manage HP product offerings, order placements, order statuses, shipment notifications, and invoicing
- Strengthen compliance and controls by aligning HP2B with your established internal purchasing processes

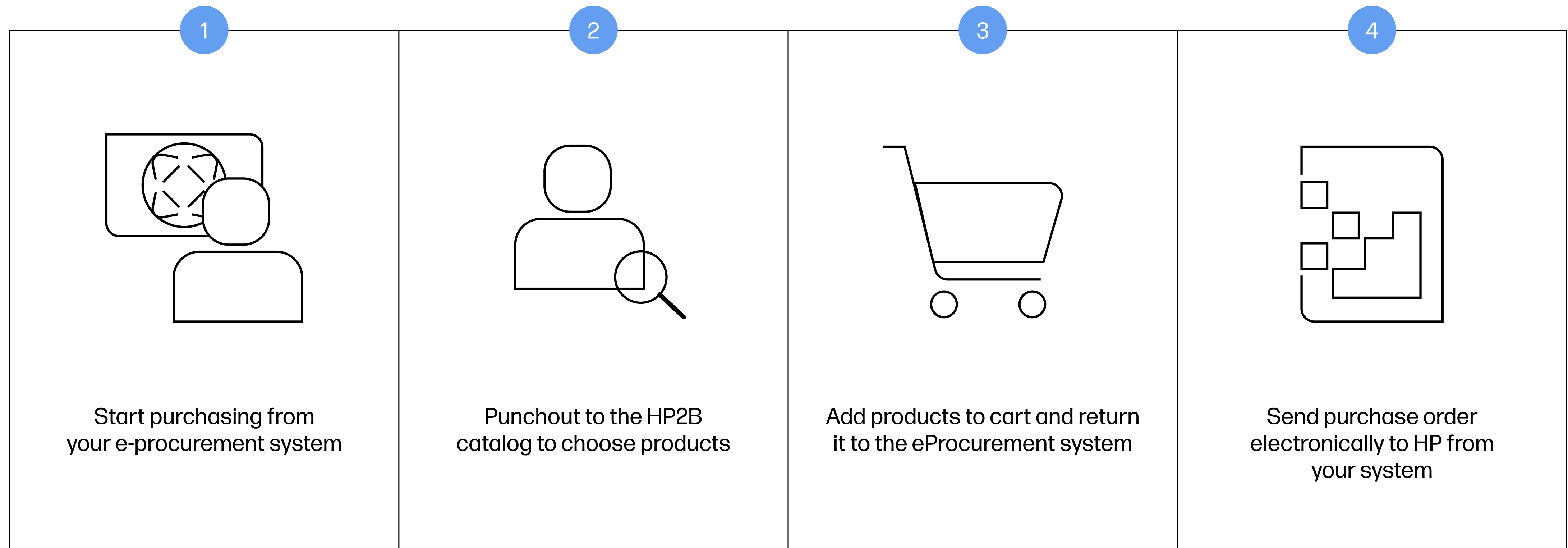
1. A punchout catalog, more accurately called a punchout website, is a method for a corporate purchasing agent to buy from a supplier's website from within the buyer's own procurement application or hosted eprocurement system.



How does B2B integration work?

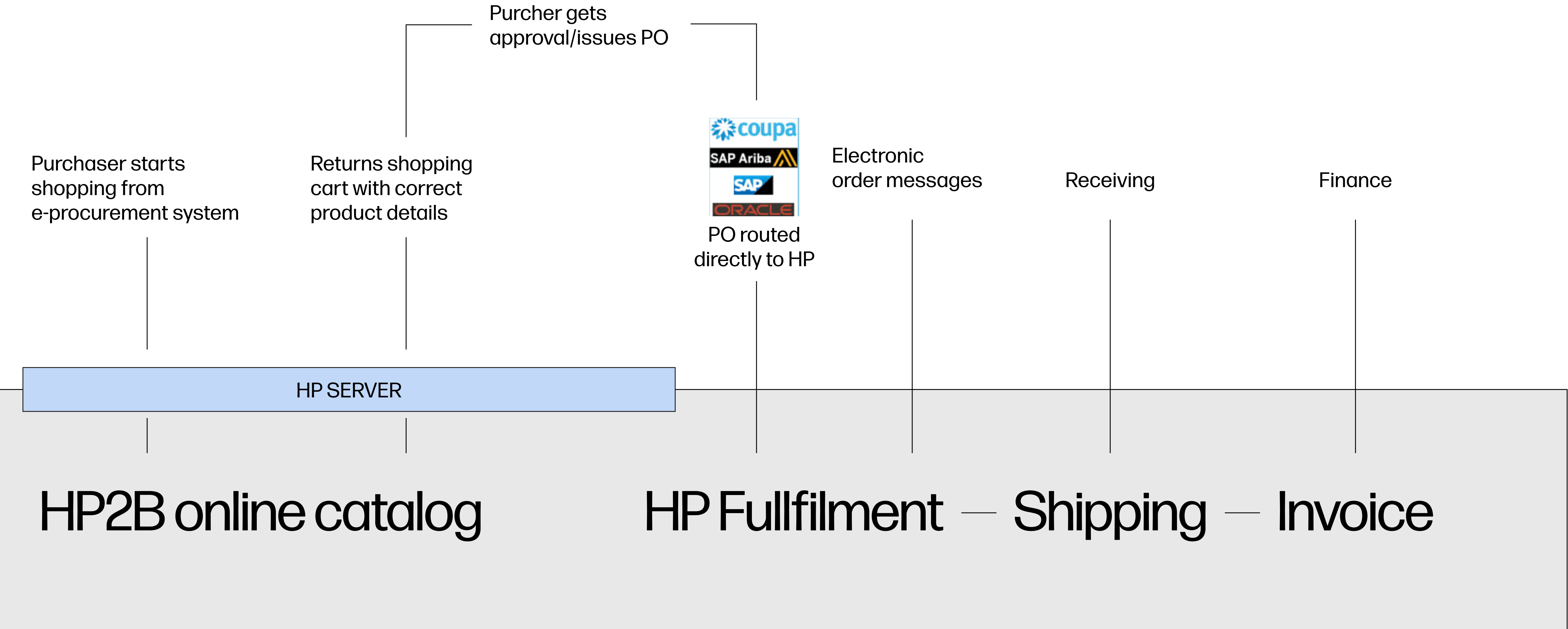
How does B2B integration work?

B2Bi allows you to use your own e-procurement system to access the HP2B punchout catalog and place orders with HP electronically.



How do we make
Business-to-
business integration
happen?

HP B2B integration flow



Discovery meeting

First, HP professionals gather the integration requirements of your e-procurement system and identify which people will be involved in using or managing HP2B.

Implementation steps

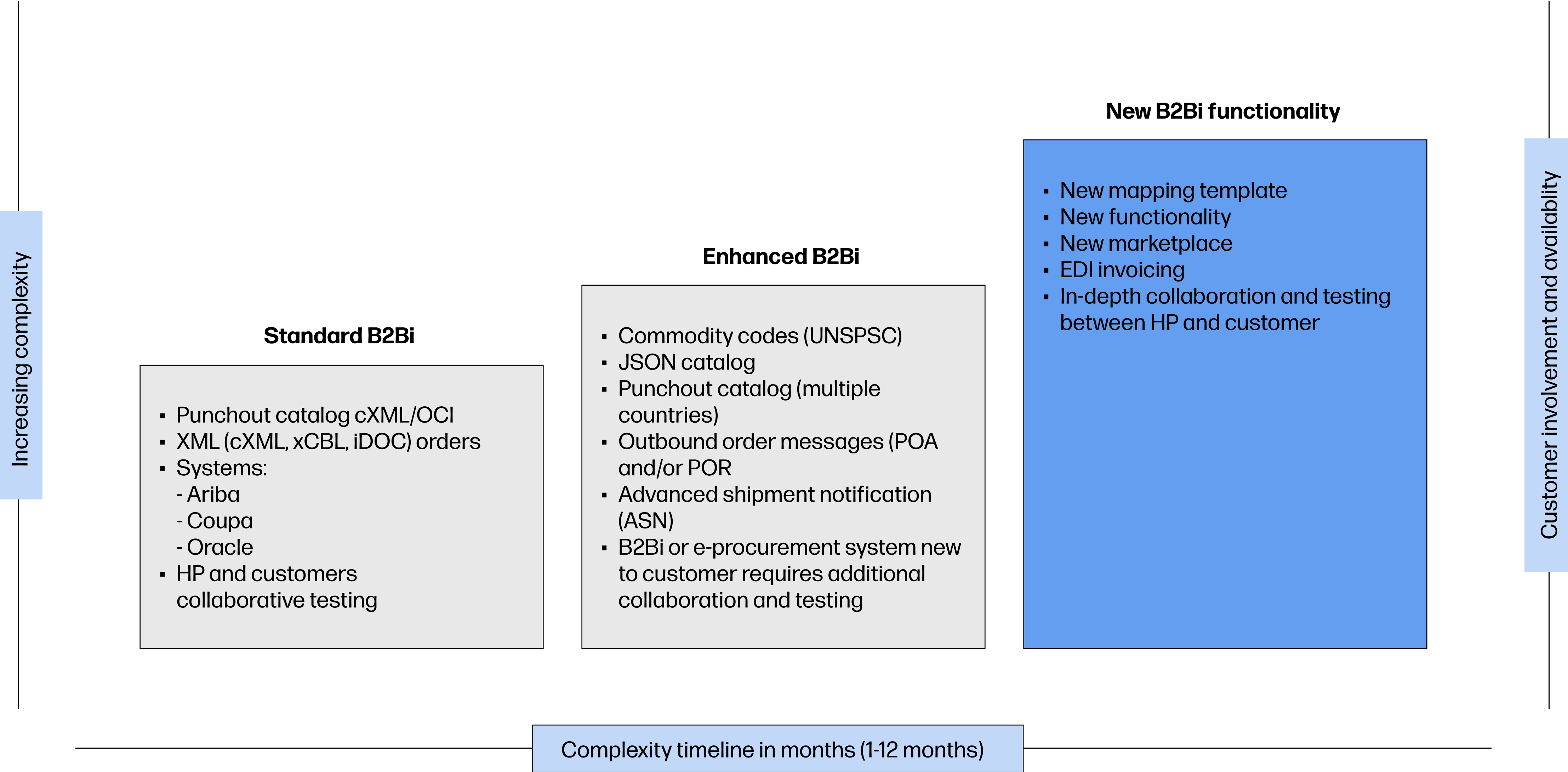
- Agree on country deployment and pilot for testing
- Create and test punchout connection and details
- Create and test PO connection and details as well as other applicable testing
- Test and sign off on final integration (by both you and HP)

Move to production

- Implement golden transaction order - the very first order the customer places after the customer B2Bi site goes live
- Validate that the end-to-end solution works seamlessly in production



B2Bi complexity timeline



B2Bi project collaboration

Customer responsibilities	Phase	HP responsibilities
<p>Meet with HP and marketplace to review requirements Identify implementation team Provide sample XML of PO</p>	Discover	<p>Gather customer and marketplace B2Bi requirements Complete marketplace questionnaire, if required</p>
<p>Determine if there are gaps and decide solutions</p>	Qualify	<p>Determine feasibility of an integration Identify if there are gaps and decide solutions</p>
<p>Validate and test punchout catalog Submit purchase order test and routing in Test environment</p>	<p>Test and sign off Punchout and purchase order integration</p>	<p>Build an electronic customized catalog with the customer selected products (new customer or country) Create the integration within HP systems and validate customer documents received Provide test punchout and order integration URLs</p>
<p>Enable user access to punchout catalog in production environment and validate purchase order process</p>	Move to production	<p>Enable punchout connection in production Enable order integration in production Provide production punchout and order integration URLs</p>
<p>Engage HP support team for integration updates</p>	Maintain and support	<p>Provide ongoing integration support and maintenance</p>

Purchase orders (PO)

There are four types of order transaction messages that B2Bi supports:

PO change and cancellation

To cancel or change an order, you send an email to the HP order desk, which manages this process.

PO acknowledgement and response

When you submit a PO through B2Bi, you get an acknowledgment that your document was received.

PO non-catalog

If you want to submit orders for service, repair, special projects, items not in the catalog, or customer quotes not placed correctly, you can send an email to the HP order desk.

PO questions

For any other questions about a PO, please contact the HP order desk.



Glossary

B2Bi integration

B2Bi allows customers to integrate HP2B with whatever system they currently use, enabling them to purchase both HP and third-party products in the way that is most convenient for them.

FAQ

1 What organizations would use B2Bi?

The HP B2Bi program is designed for our customers who have deployed an internal e-procurement system, or who purchase through electronic marketplaces.

2 What happens during the “discovery” stage?

HP professionals gather the integration requirements of your e-procurement system and identify which people will be involved in using or managing HP2B.

4 What are the three types of PO transaction messages that B2Bi supports?

They are PO change and cancellation, PO acknowledgement and response, and PO non-catalog.

5 What are the systems that B2Bi currently integrates with at the basic level?

They are Ariba, Coupa, and Oracle.

