

K-12 U.S. ACTIVITY REPORT

Incidents reported by STOPit K-12 Community Members for the period
7/1/2019 - 6/30/2020

TOP 5 Reported Incident Types in the 2019-2020 School Year

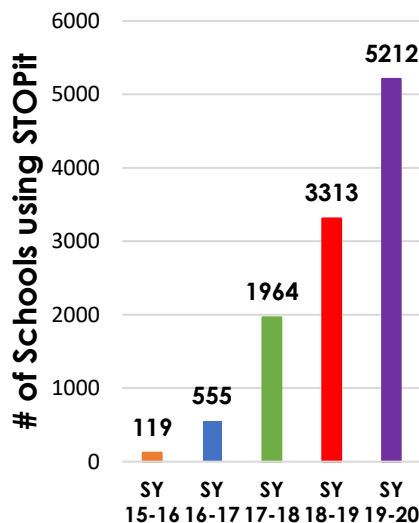
1. Bullying
2. Misconduct
3. Harassment
4. Substance Abuse
5. Threats

TOP 5 Reporting Days in the 2019-2020 School Year

1. March 5th, 2020
2. February 26th, 2020
3. February 27th, 2020
4. February 25th, 2020
5. March 6th, 2020

The days leading up to COVID-19 were the most active reporting days of the School Year

STOPit K-12 U.S. Community School Growth



Day of Week with the Highest Number of Incidents Reported:

THURSDAY

Time of Day with the Highest Number of Incidents Reported:

12 PM-1 PM

Total Number of Incidents Reported during the 2019-2020 School Year:

36,314

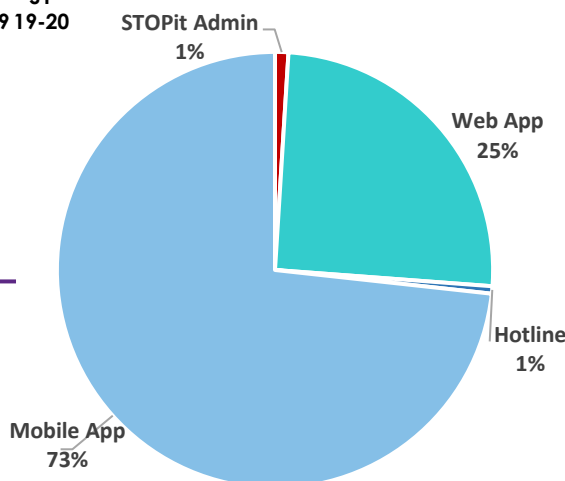
Total Number of Incidents Reported since 2015:

118,993

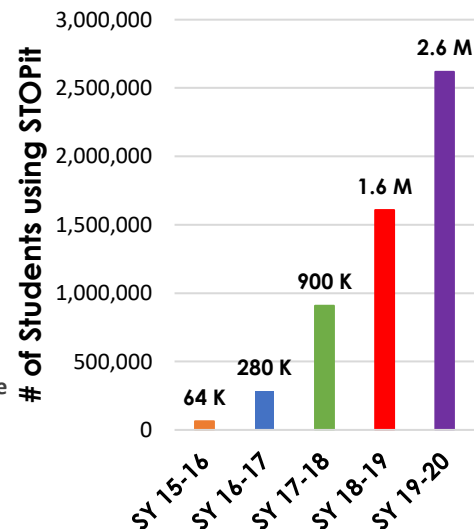
Average # of Incidents Reported per District

28

Percentage of Incidents by Reporting Method



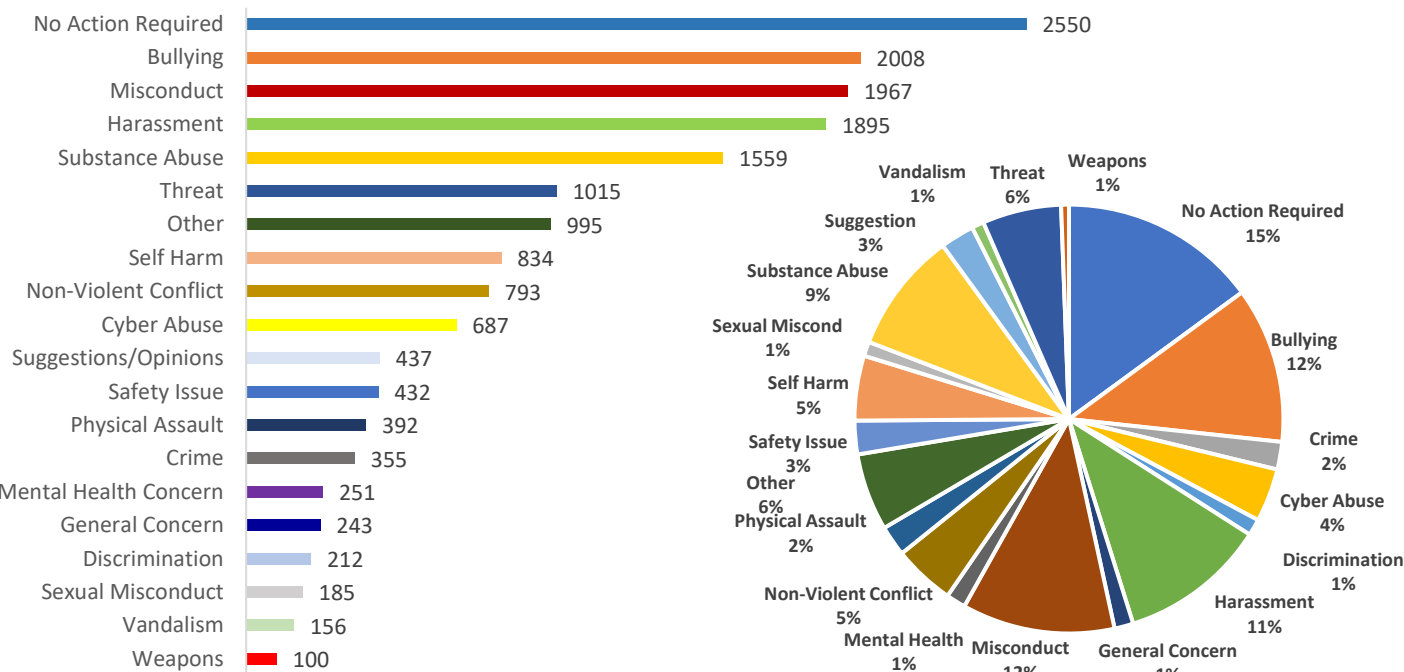
STOPit K-12 U.S. Community Student Growth



K-12 U.S. ACTIVITY REPORT

Incidents reported by STOPit K-12 Community Members for the period
7/1/2019 - 6/30/2020

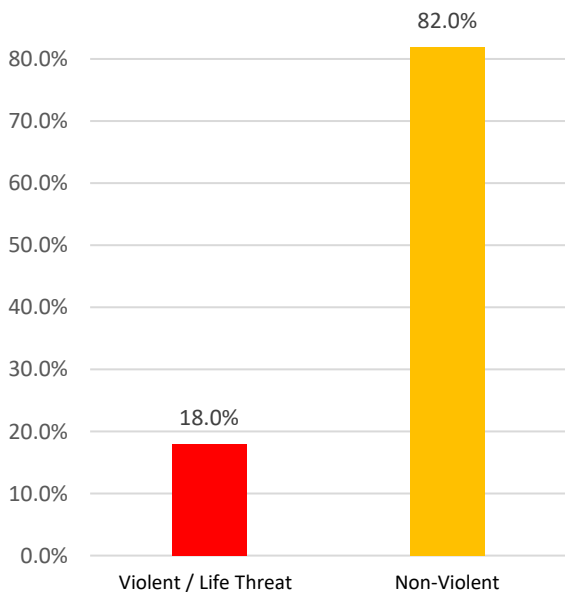
Total STOPit Incidents Reported by Incident Family between 7/1/19 - 6/30/20



COVID-19 Impact on STOPit Incidents Reported

Violent / Life Threat Incidents (% of Total Incidents Reported)

Jul 1, 2019 - Mar 14, 2020



Mar 15, 2020 - Jun 30, 2020

