

# PHILADELPHIA

Come for Philadelphia.  
*Stay for Philly.*



*Easy* TO GET TO.  
EASY TO GET *around.*



The most conveniently accessible city in the Northeast.



**700+**

daily, non-stop domestic and international flights in/out of Philadelphia International Airport, an American Airlines hub

**20**  
minutes

from Philadelphia International Airport to the Pennsylvania Convention Center via SEPTA Regional Rail trains, running twice an hour, 4am to 12am

**160+**

Amtrak trains operating through William H. Gray III 30th Street Station Monday through Friday, plus 80+ trains on Saturday and Sunday

**60+**

trains to and from Philadelphia International Airport each day

**20**  
minutes

by taxi or rideshare to cover the 7 miles from Philadelphia International Airport to Center City Philadelphia

**FIRST WORLD HERITAGE  
CITY IN THE U.S.**



**SHOP LIKE A LOCAL — TAX-FREE  
ON CLOTHES AND SHOES**



**14,000+ HOTEL ROOMS  
AT EVERY PRICE POINT**



**4TH MOST  
WALKABLE CITY**



**MORE PUBLIC ART THAN  
ANY OTHER U.S. CITY**




**OVER 100 COLLEGES  
AND UNIVERSITIES**



**SAVOR 1,000+ EATERIES**



**"THERE'S REALLY SOMETHING  
SPECIAL ABOUT PHILADELPHIA"  
— 2021 GOLD LIST,  
CONDÉ NAST TRAVELER**



# HOST YOUR NEXT MEETING *with confidence.*



# THE CENTER HAS RECEIVED GLOBAL BIORISK ADVISORY COUNCIL (GBAC) STAR ACCREDITATION

Recognized as the gold standard of safe venues, the Pennsylvania Convention Center is one of the largest venues in the northeast to receive the GBAC STAR™ accreditation.



In addition, the Pennsylvania Convention Center has implemented enhanced policies and procedures to continue to provide the finest customer service and address the specific needs of customers.

## BUILDING AND TECHNOLOGY UPGRADES

- Advanced plasma air purification technology for larger spaces and UV fixtures for smaller spaces
- KONE UV Light Sanitization escalator handrail installed.
- Ongoing process of replacing HVAC air filters with higher efficiency MERV-14 filters
- Renovated restrooms, new carpet, fresh paint, and vibrant LED lights throughout the convention center.
- Meeting room AV devices allow a presenter to wirelessly connect their own device to the monitor or screen eliminating the need to touch cables, common computers, or to insert USB drives

## CLEAN & SAFE

VenueShield™ — ASM Global established venue cleaning protocol works with over 400 products that include the recommended requirements for disinfecting various surfaces.



Pennsylvania Convention Center's Deep Clean program addresses high traffic and touch areas, hand hygiene, team training, employee personal protective equipment, contactless entry, and housekeeping staff dedicated to increased sanitization efforts.

## *Not to mention...*

- Plenty of natural light
- Displays of local artwork
- Engaging architecture
- An intuitive, easy-to-navigate layout (just like the city)
- Free high-speed Wi-Fi in all public areas
- On-site business center
- Mamava nursing stations
- Connected to Aloft Philadelphia Downtown and Philadelphia Marriott Downtown



## THE PENNSYLVANIA CONVENTION CENTER

LOCATED IN THE *heart of it all*

→  
*Named  
America's  
Favorite  
Marketplace  
in 2021!*

### Reading Terminal Market

Nibble your way through 80+ restaurants and merchants at America's original farmers' market.

### The Franklin Institute

Explore the hands-on science museum—and its inventive event space—inspired by Benjamin Franklin.

### City Hall & Dilworth Park

Check out our city's French-inspired architectural centerpiece and accompanying public park, a unique off-site event space.

### Love Park

Say "cheese" in front of our famous picture-perfect LOVE statue.

### Philadelphia Museum of Art

Follow all 72 of Rocky's steps. Then marvel at the cultural pulse of the city: the world-class Philadelphia Museum of Art, an amazing off-site venue.

### Independence Hall

Free history lesson, anyone? See where America's Founders signed the Declaration of Independence.

### Liberty Bell

See the world-renowned symbol of American independence, free of charge.

### Fashion District

Get clothes. Get eats. Get your kicks. All in downtown Philadelphia's new premier shopping destination, featuring go-tos like Nike, Columbia, AMC Theatres and City Winery.

### East Market

Discover this refreshed hub for shopping, dining, living and entertaining.

### The African American Museum in Philadelphia

Study the exhibits of our nation's first institution dedicated to the lives and works of African Americans.



# A CONVENTION CENTER

*just steps away from:*

- Over 14,000+ rooms within the core of the Convention District of Center City and University City
- 1,000+ food establishments, 400+ outdoor cafes
- 100 off-site venue options, perfect for groups of any size

## LESS THAN A 5-MINUTE WALK

Hotel	Rooms
Marriott Philadelphia Downtown	1,408
Loews Philadelphia	581
The Notary Hotel, Autograph Collection	499
Element Philadelphia	460
Residence Inn Philadelphia Center City	324
The Ritz-Carlton Hotel	301
W Philadelphia	295
Hilton Garden Inn Philadelphia - Center City	279
Hampton Inn Philadelphia Convention Center	250
Home2 Suites Philadelphia Center City	248
Canopy by Hilton	236
Le Méridien Philadelphia	202
Aloft Philadelphia Downtown	179
Best Western Plus Philadelphia Convention Center Hotel	107
Four Points by Sheraton Philadelphia - Center City	92
Days Inn Philadelphia Convention Center	60
ROOST East Market	60
Sleep Inn - Center City	42
Other Hotel Rooms	5

**TOTAL ROOMS WITHIN A 5-MINUTE WALK 5,628**

## 7-MINUTE DRIVE

Hotel	Rooms
Sheraton Philadelphia University City	332
The Inn at Penn	245
The Study at University City	212
Homewood Suites by Hilton University City	136
AKA University City	133

**TOTAL ROOMS WITHIN A 7-MINUTE DRIVE 14,073**

## 5-10 MINUTE WALK

Hotel	Rooms
Sheraton Philadelphia Downtown	760
DoubleTree by Hilton Philadelphia - Center City	481
Sonesta Philadelphia	439
The Logan Philadelphia Curio Collection by Hilton	391
Hyatt Centric Hotel Philadelphia	332
Sofitel Philadelphia	306
The Westin Philadelphia	294
Club Quarters Philadelphia	275
Kimpton Hotel Palomar Philadelphia	230
Cambria Hotel & Suites	223
Four Seasons Philadelphia at Comcast	219
The Windsor Suites	195
The Bellevue Hotel, Hyatt Unbound Collection	172
Holiday Inn Express Midtown	168
Fairfield Inn & Suites Philadelphia Downtown	119
The Inn at the Union League of Philadelphia	84
Rodeway Inn Center City Philadelphia	44
Urban Perch	30
ROOST Midtown	28
The Independent Hotel	24
The Racquet Club of Philadelphia	13
Other Hotel Rooms	81

**TOTAL ROOMS WITHIN A 10-MINUTE WALK 10,536**

## 10-MINUTE DRIVE

Hotel	Rooms
Courtyard Philadelphia City Avenue	333
Hilton Philadelphia City Avenue	207
Homewood Suites by Hilton Philadelphia City Avenue	122

**TOTAL ROOMS WITHIN A 10-MINUTE DRIVE 14,735**

## 11-15 MINUTE WALK

Hotel	Rooms
Wyndham Philadelphia Historic District	364
Warwick Hotel Rittenhouse Square	301
Kimpton Hotel Monaco Philadelphia	268
Motto by Hilton	252
Renaissance Philadelphia Downtown Hotel	152
The Rittenhouse	118
AKA Rittenhouse	78
Alexander Inn	48
ROOST Rittenhouse	27
Rittenhouse 1715, A Boutique Hotel	23
Morris House Hotel	15

**TOTAL ROOMS WITHIN A 15-MINUTE WALK 12,030**

## 16-25 MINUTE WALK

Hotel	Rooms
Philadelphia Marriott Old City	364
Hilton Philadelphia at Penn's Landing	350
Holiday Inn Express Philadelphia Penn's Landing	184
Penn's View Hotel	51
Best Western Plus Independence Park Hotel	36

**TOTAL ROOMS WITHIN A 25-MINUTE WALK 13,015**



## PENNSYLVANIA CONVENTION CENTER FACILITY MANAGER

ASM Global is the world's leading producer of entertainment experiences. It is the global leader in venue and event strategy and management—delivering locally tailored solutions and cutting-edge technologies to achieve maximum results for venue owners. The company's elite venue network spans five continents, with a portfolio of more than 350 of the world's most prestigious arenas, stadiums, convention, and exhibition centers, and performing arts venues. Proudly, ASM Global is now in its eighth year of managing the Pennsylvania Convention Center (PCC).





# PENNSYLVANIA CONVENTION CENTER

# EXPANDED WORK RULES

Progressive work rules and streamlined services provide our customers with just the right amount of flexibility and independence they need, resulting in greater cost efficiencies and a better overall customer experience.

## *Our Pledge* TO CUSTOMER SERVICE

IN THE CITY OF PHILADELPHIA, KNOWN FOR ITS HISTORY-MAKING MEETINGS, WE DO HEREBY ESTABLISH THAT ALL THOSE WHO GATHER IN OUR WORLD-CLASS FACILITY HAVE THE RIGHT TO:

### EFFECTIVE MANAGEMENT

By bringing in industry-leader ASM Global to oversee our beautiful downtown Pennsylvania Convention Center, it's clear we're further dedicating ourselves to transparent, accountable and professional management for your meeting.

### INDEPENDENCE AND FLEXIBILITY

Full-Time employees (Exhibitors) (as long as there is not an EAC Contracted to setup/dismantle the booth) have the freedom to:

- Setup and/or tear down their booths without limitation to size.
- Unload their personally owned vehicles using their own equipment, including dollies, luggage carriers, non-hydraulic carts, and two-to-four-wheel hand trucks.
- Use power tools and ladders (up to 6 feet) to setup and tear down exhibits.
- Install signage and floor coverings.
- Install and remove non-rented and non-public AV equipment.

FOR EXHIBITORS

### SIMPLE COMPUTER SETUP

Full-Time employees of the exhibiting company and show managers may setup, connect their own (non-rented) computers, tablets, and all computer components and any required low-voltage power supply equipment for non-public use. Our show labor will need to setup any rented equipment, registration and public-use computers & tablets including when using to collect Data. Public use of computers & tablets, in areas such as cyber cafes, exhibiting booth space and meeting rooms, are set by our show labor.

### SELF PROMOTION

Show managers have the freedom to place, move and remove easels, signs, and poster board materials.

### EASY DISPLAY SETUP

Full-Time employees of the exhibiting company, and show managers have the freedom to open boxes, stock shelves, setup, plug in, hang up, and freely distribute their non-bulk products/literature within their booth without limitation to size of the booth.

### DISPLAY MAINTENANCE

Full-Time employees of the exhibiting company have the freedom to perform maintenance on their own display equipment after the initial setup without limitation to size of the booth.

### SKILLED PARTNERS

Our four labor partners are highly skilled and have received specialized training in hospitality services.

### TWO PARTNERS. ONE DREAM TEAM.

With the combined leadership of ASM Global and the PHLCVB's team of destination experts, we are with you every step of the way ensuring your event is a success!

# PA CONVENTION CENTER'S SUSTAINABLE *green team*

The Center, with its LEED® gold-certified expansion, is supported by an innovative, employee-led Green Team that actively manages the building's carbon footprint and ensures the ongoing implementation of best practices.



## PENNSYLVANIA CONVENTION CENTER *by the numbers*

**MEETING ROOMS** **82**

Total square footage **240,542** square feet

**TOTAL SALEABLE SQUARE FOOTAGE** **1 MILLION** square feet

**EXHIBIT HALL SPACE** **679,000** square feet

Number of Halls **7**

Main Level **528,000** contiguous square feet

Street Level **151,000** square feet

**BALLROOM SPACE** **86,920** square feet

Ballroom AB **31,512** square feet

Terrace Ballroom **55,408** square feet

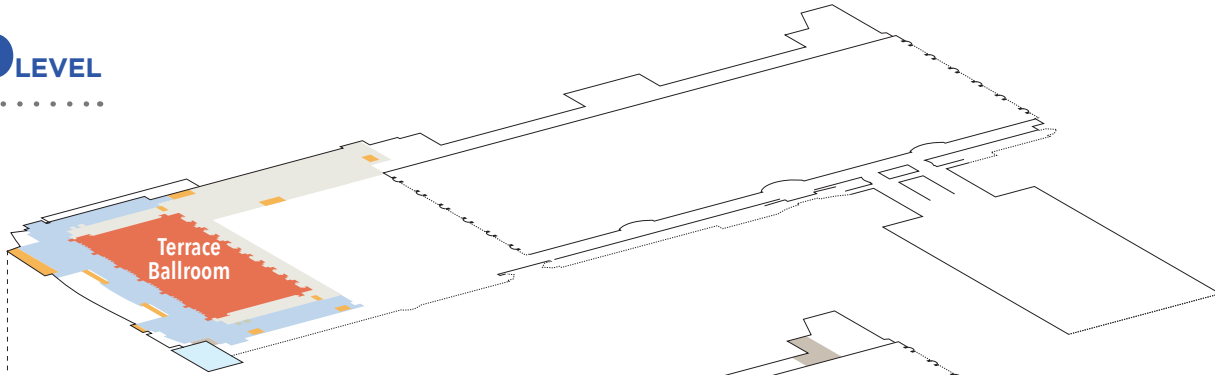
**GRAND HALL** **34,960** square feet



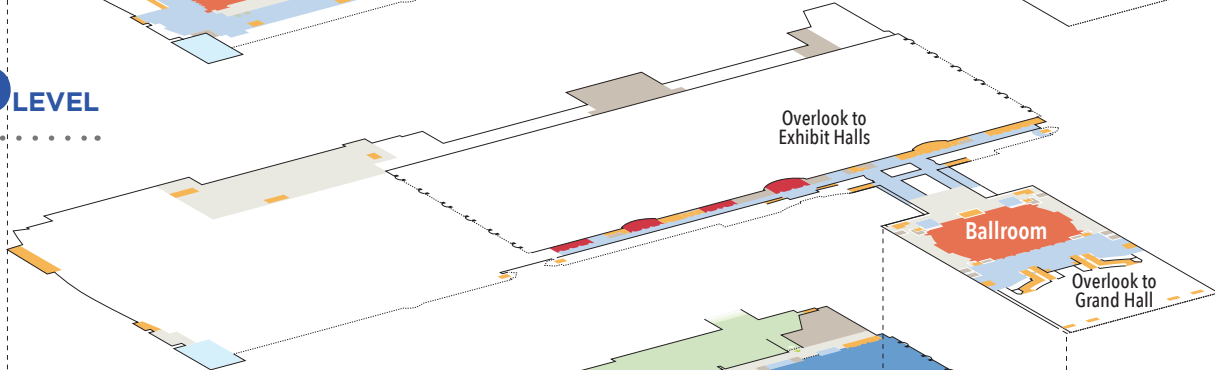
# PENNSYLVANIA CONVENTION CENTER FLOOR PLANS

(STACKED)

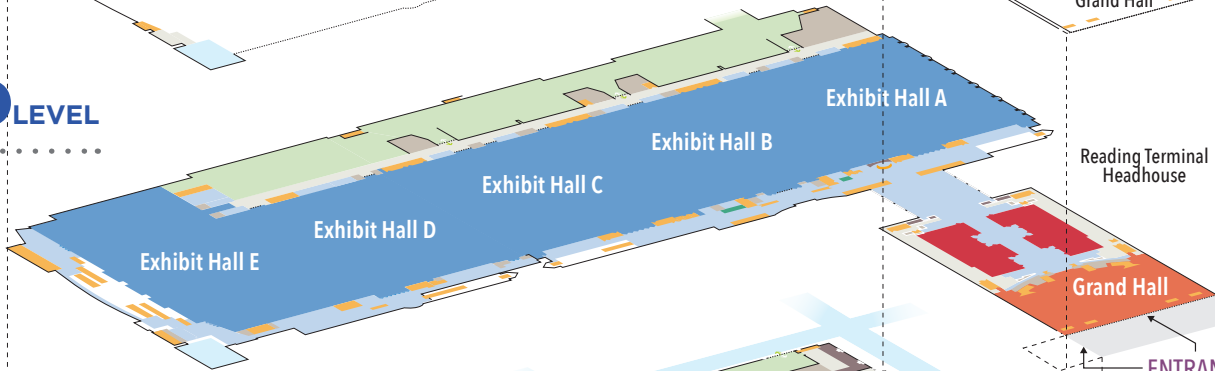
**400 LEVEL**



**300 LEVEL**



**200 LEVEL**



**100 LEVEL**



BROAD STREET ENTRANCE

ENTRANCE FROM MARRIOTT

Reading Terminal Headhouse

Philadelphia Marriott  
SEPTA Jefferson  
Public Transit Station  
Fashion District

MARKET STREET ENTRANCE

## 100 LEVEL MEETING ROOMS

Meeting Room	Gross Sq. Ft.	Width	Length	Ceiling Height	Banquet	Class Room	Theater	Hollow Square
100-A	450	18'	25'	11'	20	18	40	20
100-B	450	18'	25'	11'	20	18	40	20
101	450	18'	25'	11'	20	18	40	20
102-A	1,540	37'	38'	11'	60	60	126	40
102-B	770	18'	38'	11'	20	20	56	20
102-AB	2,146	58'	38'	11'	100	120	224	50
103-A	3,036	39'	76'	17'	150	144	288	70
103-B *	3,036	39'	76'	17'	130	128	268	70
103-AB	6,080	80'	76'	17'	285	320	660	75
103-BC	6,080	80'	76'	17'	285	320	660	75
103-C	3,036	39'	76'	17'	150	144	288	70
103-ABC	9,044	119'	76'	17'	540	556	1,057	80
104-A	986	29'	34'	11'	40	40	84	30
104-B	986	29'	34'	11'	40	40	84	30
104-AB	1,972	59'	34'	11'	100	100	210	60
105-A	802	19'	38'	13'	30	24	56	30
105-B	2,406	59'	38'	13'	120	100	208	70
105-AB	3,081	79'	38'	13'	170	168	336	70
106-A	825	19'	39'	11'	20	20	56	30
106-B	825	19'	39'	11'	20	20	56	30
106-AB	1,521	39'	39'	11'	70	60	144	40
107-A	802	19'	39'	13'	30	24	56	30
107-B	2,406	59'	39'	13'	120	100	208	70
107-AB	3,081	79'	39'	13'	170	168	336	70
108-A	3,165	45'	66'	17'	150	140	319	80
108-B	3,165	45'	66'	17'	150	140	319	80
108-AB	6,006	91'	66'	17'	360	384	660	80
109-A	802	19'	39'	13'	30	24	56	30
109-B	2,406	59'	39'	13'	120	100	208	70
109-AB	3,081	79'	39'	13'	170	168	336	70
110-A	825	19'	39'	11'	20	20	56	30
110-B	825	19'	39'	11'	20	20	56	30
110-AB	1,521	39'	39'	11'	70	60	144	40
111-A	802	19'	39'	13'	30	24	56	30
111-B	2,406	59'	39'	13'	120	100	208	70
111-AB	3,081	79'	39'	13'	170	168	336	70
112-A	986	29'	34'	12'	40	40	84	30
112-B	986	29'	34'	12'	40	40	84	30
112-AB	1,972	58'	34'	12'	100	102	210	60
113-A	3,036	39'	76'	17'	150	144	288	70
113-B*	3,036	39'	76'	17'	135	130	280	70
113-C	3,036	39'	76'	17'	150	144	288	70
113-AB	6,004	59'	76'	17'	285	310	670	75
113-BC	6,004	59'	76'	17'	285	310	670	75
113-ABC	9,044	118'	76'	17'	540	556	1,057	80

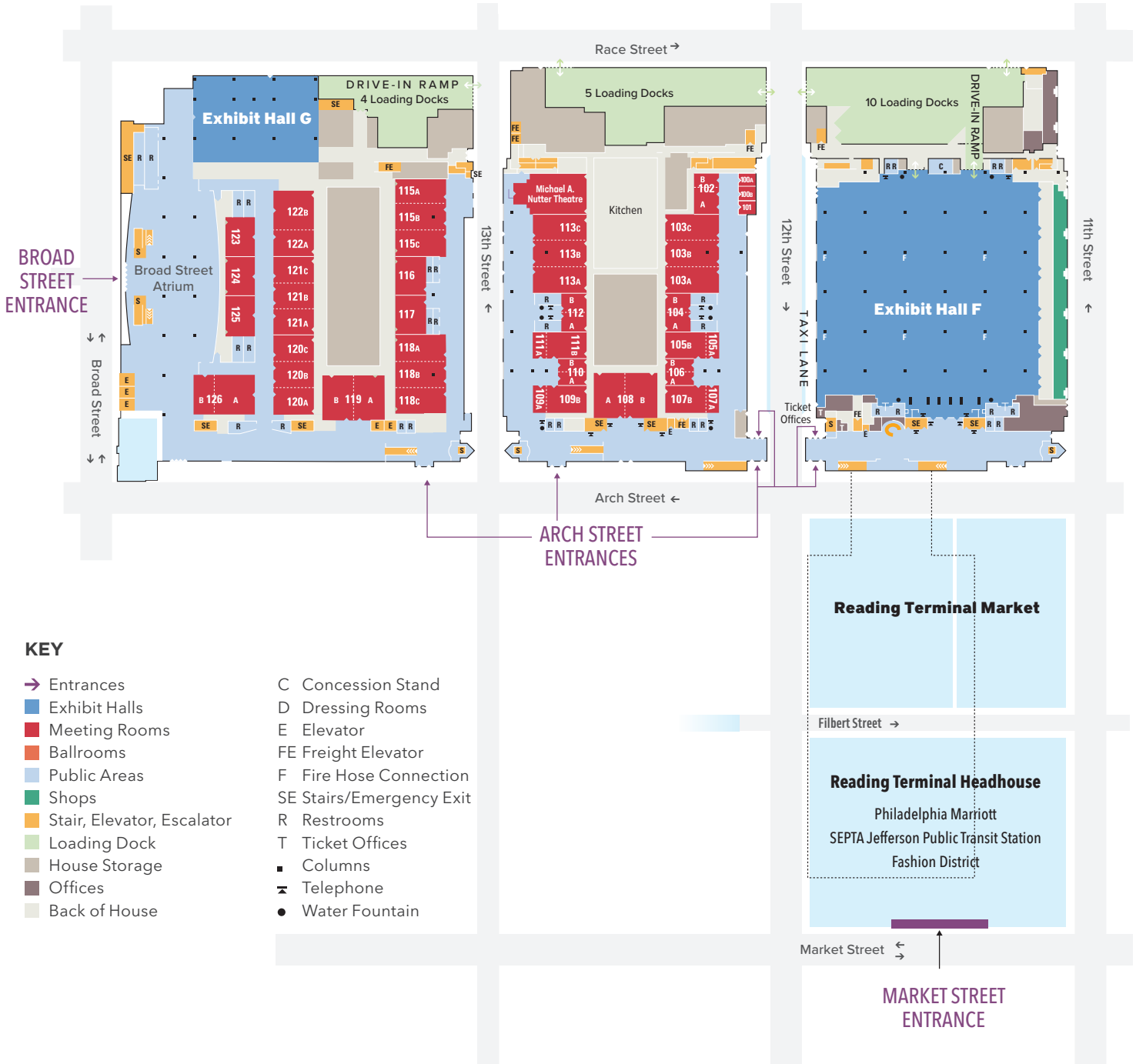
## 100 LEVEL MEETING ROOMS

Meeting Room	Gross Sq. Ft.	Width	Length	Ceiling Height	Banquet	Class Room	Theater	Hollow Square
Michael A. Nutter Theatre	6,300	81'3"	58'6"	17' Low 21' High	600 Fixed Seating		Stage 58'W x 14'D	
115-A	2,964	39'	76'	18'	180	168	354	70
115-B *	2,964	39'	76'	18'	160	154	326	48
115-C	2,964	39'	76'	18'	180	168	354	70
115-AB	6,004	79'	76'	18'	240	280	560	75
115-BC	6,004	79'	76'	18'	240	280	560	75
115-ABC	9,044	119'	39'	18'	500	556	1050	80
116	2,655	59'	46'	12'	150	156	200	56
117	2,655	59'	46'	12'	150	156	200	56
118-A	2,964	39'	76'	18'	180	168	354	70
118-B *	2,964	40'	76'	18'	160	154	326	48
118-C	2,964	39'	76'	18'	180	168	354	70
118-AB	6,004	79'	76'	18'	240	280	560	75
118-BC	6,004	79'	76'	18'	240	280	560	75
118-ABC	9,044	76'	119'	18'	500	556	1050	80
119-A	3,082	46'	67'	18'	150	200	340	64
119-B	3,082	46'	67'	18'	150	200	340	64
119-AB	6,164	91'	67'	18'	380	384	724	88
120-A	2,379	39'	59'	18'	120	132	252	56
120-B	2,379	39'	59'	18'	120	132	252	56
120-C	2,379	39'	59'	18'	120	132	252	56
120-AB	4,661	79'	59'	18'	185	230	450	75
120-BC	4,661	79'	59'	18'	185	230	450	75
120-ABC	7,259	119'	59'	18'	400	528	858	80
121-A	2,379	39'	59'	18'	120	132	252	56
121-B	2,379	39'	59'	18'	120	132	252	56
121-C	2,379	39'	59'	18'	120	132	252	56
121-AB	4,661	79'	59'	18'	195	230	435	70
121-BC	4,661	79'	59'	18'	195	230	435	70
121-ABC	7,259	119'	59'	18'	400	528	858	80
122-A	2,379	39'	59'	18'	120	132	252	56
122-B	3,600	39'	59'	18'	200	220	350	64
122-AB	6,040	99'	59'	18'	320	352	672	88
123	2,596	59'	43'	12'	150	144	257	56
124	2,596	59'	43'	12'	150	144	257	56
125	2,596	59'	43'	12'	150	144	257	56
126-A	3,540	60'	59'	18'	200	220	448	64
126-B	1,830	30'	59'	18'	120	96	224	56
126-AB	5,428	92'	59'	18'	350	384	714	88

## 100 LEVEL EXHIBIT HALLS

Room	Gross Sq. Ft.	Width	Length	Ceiling Height	Columns	10 x 10 Exhibits	Banquet**	Theater	Max Door Size	Loading Docks
Hall F *	125,000	368'	340'	15' Low	60'	477	5,240	9,200	24' x 16'	8
Hall G *	26,000	190'	179'	14' Low	60'	82	1,080	2,200	24' x 14'	4
Broad Street Atrium	23,400	90'	260'	113'	N/A	N/A	N/A	N/A	N/A	N/A

\* Rooms with columns \*\* Rounds of 10 Capacities shown are maximum with no furniture equipment. Please allow for a 15% decrease in capacities for AV requirements.



**THE MICHAEL A. NUTTER**

*Theatre*

A NEW, STATE-OF-THE-ART, 600-SEAT, MULTI-PURPOSE THEATRE OFFERING A G4 FILM SCREEN, 4K CINEMA PROJECTOR AND 7.1 SURROUND SOUND.

PERFECT FOR CORPORATE MEETINGS, MOVIE SCREENINGS AND MUSICAL PERFORMANCES. ADA ACCESSIBLE.



## MAKING A *great* MEETING

SECOND-LEVEL EXHIBIT HALLS SHOWCASE  
528,000 CONTIGUOUS SQUARE FEET OF  
OPEN EXHIBIT SPACE.

SECOND-LEVEL LOADING DOCKS ABOVE CITY  
TRAFFIC ALLOW TRACTOR TRAILERS TO DRIVE  
STRAIGHT UP TO THE EXHIBIT LEVEL.

200 LEVEL MEETING ROOMS								
Meeting Room	Gross Sq. Ft.	Width	Length	Ceiling Height	Banquet	Class Room	Theater	Hollow Square
201-A *	3,713	48'	79'	20'	180	168	340	70
201-B	2,891	49'	59'	20'	160	140	315	56
201-C *	3,713	49'	79'	20'	180	168	340	70
201-AB	7,900	100'	79'	20'	195	210	550	80
201-BC	7,900	100'	79'	20'	195	210	550	80
201-ABC	11,771	149'	79'	20'	600	440	1,004	90
202-A	1,450	24'	57'	16'	80	72	130	40
202-B	1,450	24'	57'	16'	80	72	130	40
202-AB	2,793	49'	57'	16'	160	130	336	70
203-A	1,450	24'	57'	16'	80	72	130	40
203-B	1,450	24'	57'	16'	80	72	130	40
203-AB	2,793	49'	57'	16'	160	138	336	70
204-A *	3,713	49'	79'	20'	180	168	340	70
204-B	2,891	49'	59'	20'	160	140	338	70
204-C *	3,713	49'	79'	20'	180	168	340	70
204-AB	7,426	99'	79'	20'	275	285	585	75
204-BC	7,426	99'	79'	20'	275	285	585	75
204-ABC	11,771	149'	79'	20'	600	440	1,004	80

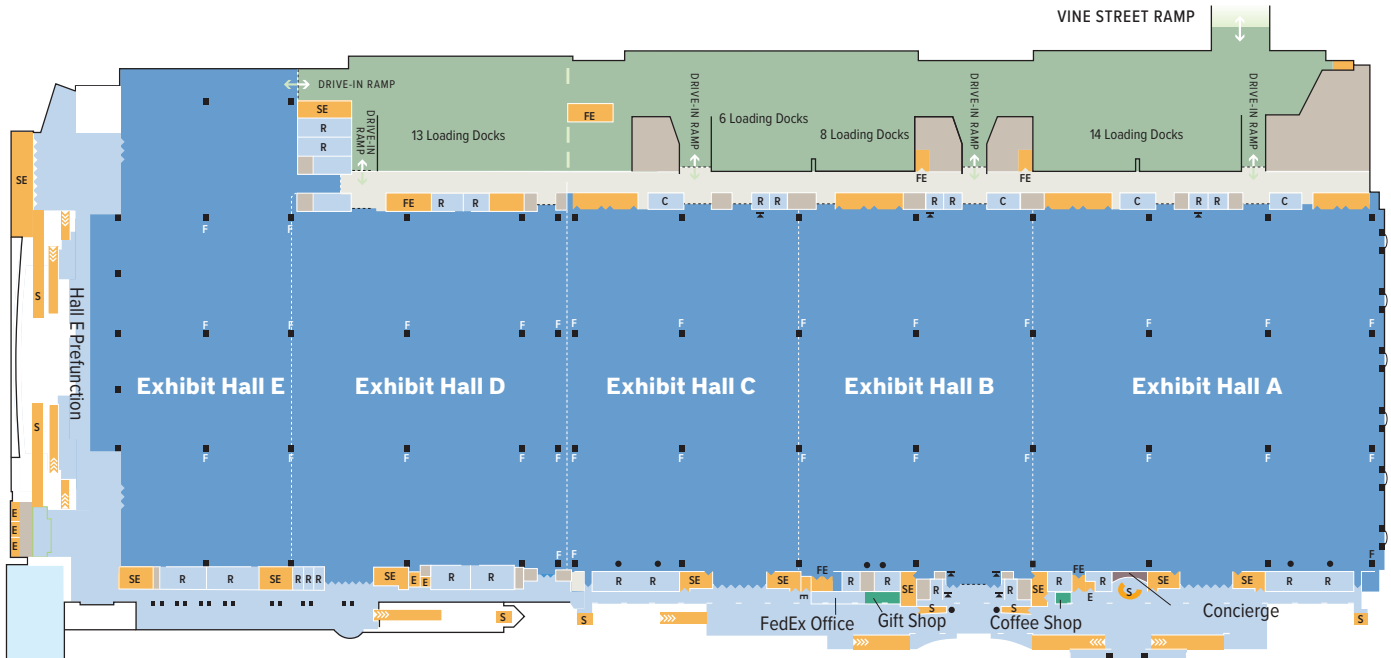
GRAND HALL								
Gross Sq. Ft.	Width	Length	Ceiling Height	Columns	10 x 10 Exhibits	Theater	Max Door Size	Loading Docks
34,960	152'	230'	90' low	N/A	N/A	N/A	7'10" x 7'9"	N/A

BRIDGE OVER ARCH STREET	
9,300 Sq. Ft.	

200 LEVEL EXHIBIT HALLS										
Room	Gross Sq. Ft.	Width	Length	Ceiling Height	Columns	10 x 10 Exhibits	Banquet**	Theater	Max Door Size	Loading Docks
Hall A *	135,000	370'	360'	30' low	120'	658	7,080	10,000	25' x 16'	14
Hall B *	90,000	370'	240'	30' low	120'	436	4,080	6,000	25' x 16'	8
Hall C *	90,000	370'	240'	30' low	120'	436	4,080	6,000	25' x 16'	6
Hall D *	109,000	294'	380'	29' low	120'	450	5,560	9,310	25' x 16'	8
Hall E *	104,000	221'	518'	29' low	120'	400	5,210	8,900	25' x 16'	5

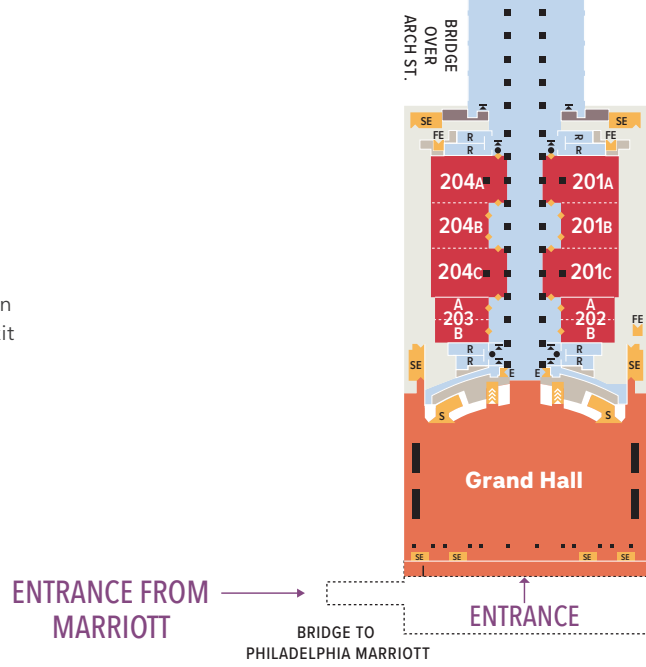
\* Rooms with columns \*\* Rounds of 10 Capacities shown are maximum with no furniture equipment. Please allow for a 15% decrease in capacities for AV requirements.





**KEY**

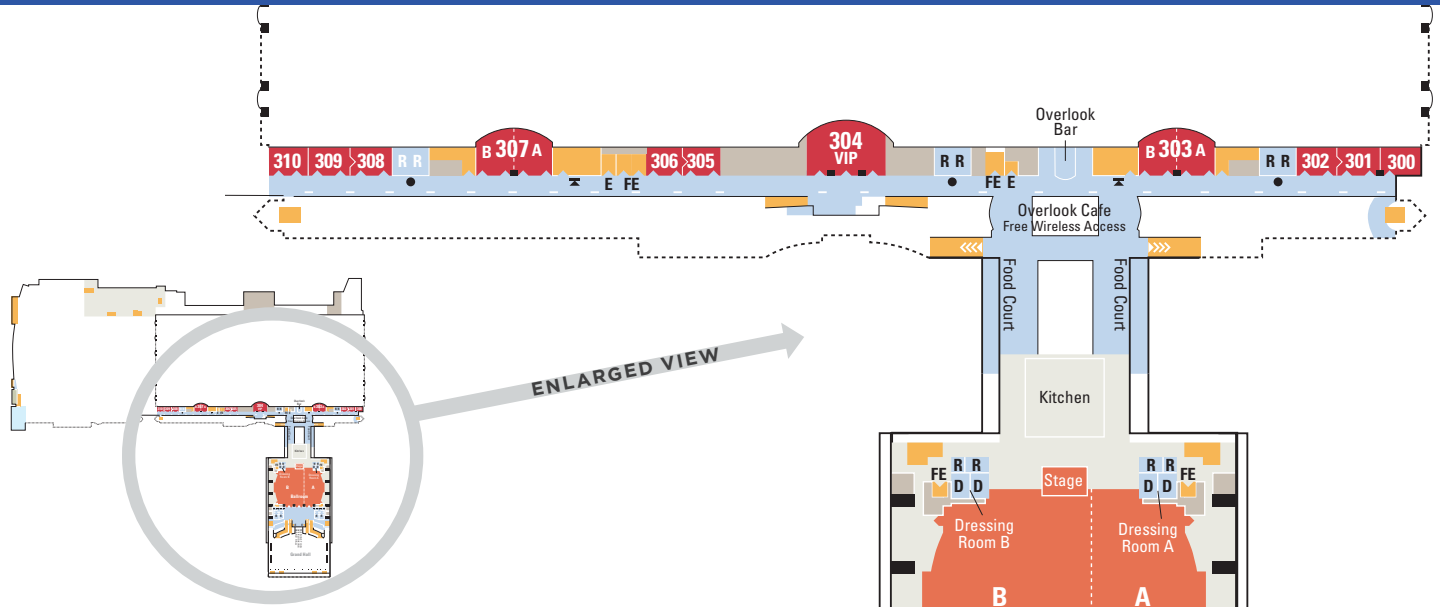
- ➔ Entrances
- Exhibit Halls
- Meeting Rooms
- Ballrooms
- Public Areas
- Shops
- Stair, Elevator, Escalator
- Loading Dock
- House Storage
- Offices
- Back of House
- C Concession Stand
- D Dressing Rooms
- E Elevator
- FE Freight Elevator
- F Fire Hose Connection
- SE Stairs/Emergency Exit
- R Restrooms
- T Ticket Offices
- Columns
- ☒ Telephone
- Water Fountain



# Grand HALL

THE HISTORIC READING TERMINAL TRAIN SHED, ORIGINALLY BUILT IN 1892, IS THE ONLY REMAINING VICTORIAN ERA TRAIN SHED IN AMERICA.

A SOARING, INSPIRING SPACE THAT CAN BE USED FOR REGISTRATION, MEAL FUNCTIONS, CYBERCAFÉS AND ANYTHING YOU CAN IMAGINE.

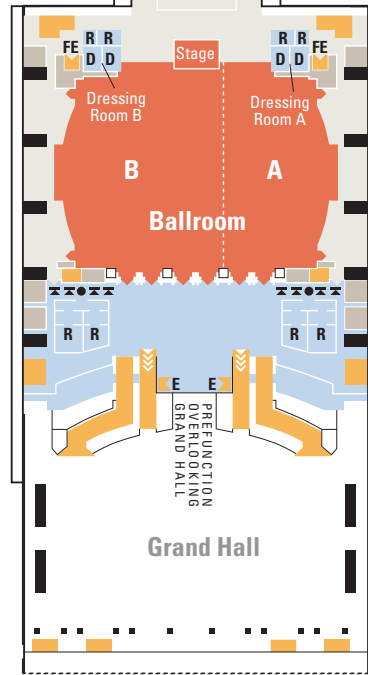


**KEY**

- ➔ Entrances
- Exhibit Halls
- Meeting Rooms
- Ballrooms
- Public Areas
- Shops
- Stair, Elevator, Escalator
- Loading Dock
- House Storage
- Offices
- Back of House
- Concession Stand
- Dressing Rooms
- Elevator
- FE Freight Elevator
- F Fire Hose Connection
- SE Stairs/Emergency Exit
- R Restrooms
- T Ticket Offices
- Columns
- Telephone
- Water Fountain

**300 LEVEL MEETING ROOMS**

Meeting Room	Gross Sq. Ft.	Width	Length	Ceiling Height	Banquet	Class Room	Theater
300	500	25'	20'	8'6"	20	24	40
301	580	29'	20'	8'6"	20	16	48
302	580	29'	20'	8'6"	20	16	48
303-A	810	26'	27'	8'6"	50	40	80
303-B	810	26'	27'	8'6"	50	40	80
303-AB	1,431	54'	27'	8'6"	80	80	162
304 (VIP)	1,624	56'	29'	8'6"	100	100	208
305	520	26'	20'	8'6"	20	24	40
306	520	26'	20'	8'6"	20	24	40
307-A	810	26'	27'	8'6"	50	40	80
307-B	810	26'	27'	8'6"	50	40	80
307-AB	1,431	53'	27'	8'6"	80	80	162
308	580	29'	20'	8'6"	20	16	48
309	580	29'	20'	8'6"	20	16	48
310	286	22'	13'	8'6"	20	12	36



**BALLROOM AB ABOVE 200 LEVEL**

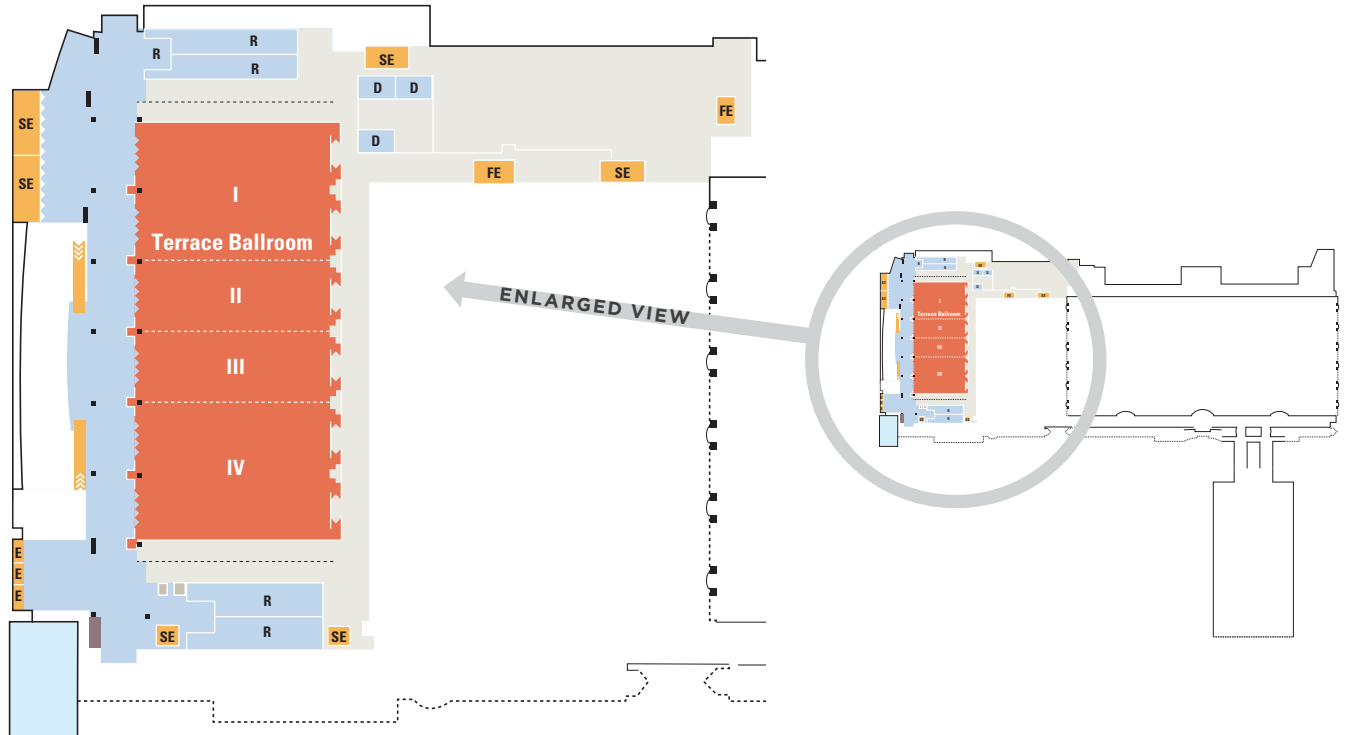
Room	Gross Sq. Ft.	Width	Length	Ceiling Height	Banquet	Class Room	Theater
Ballroom A	11,620	67'	156'	24' low	620**	640	1,235
Ballroom B	18,330	107'	156'	42' high	960**	1,004	2,039
Ballroom AB	31,512	202'	156'	42' high	2,000**	1,576	3,360
Stage	34'W x 24' D						

\*\* At 6 ft. rounds with 12 seats per table  
 Capacities shown are maximum with no furniture equipment.  
 Please allow for a 15% decrease in capacities for AV requirements.

*The Largest*  
**CONVENTION CENTER BALLROOM IN THE NORTHEAST**

THE VAST TERRACE BALLROOM IS THE SIZE OF A FOOTBALL FIELD AND CAN ACCOMMODATE UP TO 6,000 ATTENDEES.





**KEY**

- ➔ Entrances
- Exhibit Halls
- Meeting Rooms
- Ballrooms
- Public Areas
- Shops
- Stair, Elevator, Escalator
- Loading Dock
- House Storage
- Offices
- Back of House
- C Concession Stand
- D Dressing Rooms
- E Elevator
- FE Freight Elevator
- F Fire Hose Connection
- SE Stairs/Emergency Exit
- R Restrooms
- T Ticket Offices
- Columns
- ☎ Telephone
- Water Fountain

**400 LEVEL TERRACE BALLROOM**

Room	Gross Sq. Ft.	Width	Length	Ceiling Height	Banquet	Class Room	Theater
I	18,216	147'	115'	36' low	1,080**	960	1,550
II	9,488	147'	60'	36' low	600**	480	800
III	9,488	147'	60'	36' low	600**	480	800
IV	18,216	147'	115'	36' low	1,080**	960	1,550
<b>Total</b>	<b>55,408</b>	<b>147'</b>	<b>349'</b>	<b>36' low</b>	<b>3,360**</b>	<b>2,880</b>	<b>4,700</b>

\*\* At 6 ft. rounds with 12 seats per table  
Capacities shown are maximum with no furniture equipment. Please allow for a 15% decrease in capacities for AV requirements.



# FIND YOUR perfect HOTEL PACKAGE

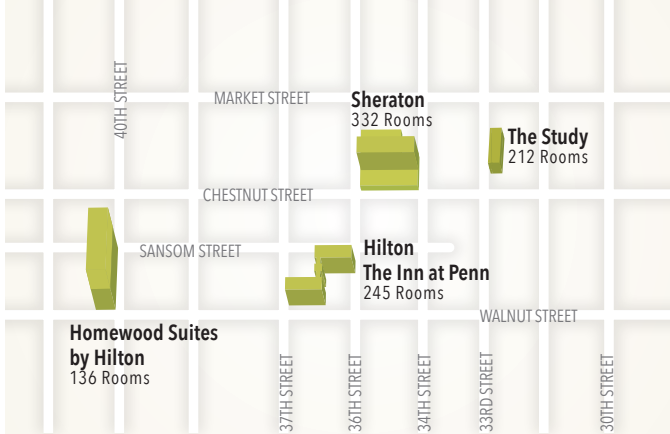
With more than 30,000 hotel rooms in the region at every price point, your attendees can enjoy their stay on any budget. Plus, we have over 14,000 rooms located within minutes of the Pennsylvania Convention Center:



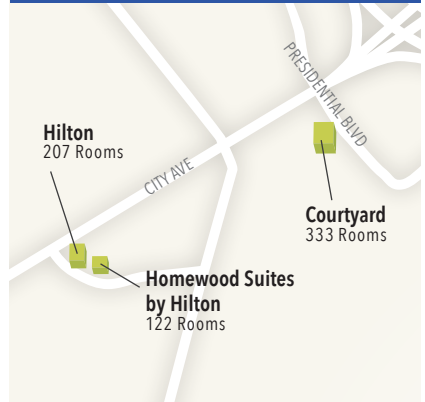
- Over 5,900 rooms within a 5-minute walk
- Over 11,100 rooms within a 10-minute walk
- Over 12,800 rooms within a 15-minute walk



## UNIVERSITY CITY, 7-MINUTE DRIVE



## CITY LINE AVENUE 10-MINUTE DRIVE





## AIRPORT AND SOUTH PHILADELPHIA



- |   |           |
|---|-----------|
| <b>1.</b> Embassy Suites Philadelphia Airport by Hilton | 263 Rooms |
| <b>2.</b> Courtyard Philadelphia South at the Navy Yard | 212 Rooms |
| <b>3.</b> Delta Philadelphia Airport Hotel              | 349 Rooms |
| <b>4.</b> DoubleTree by Hilton Philadelphia Airport     | 331 Rooms |
| <b>5.</b> Four Points by Sheraton Philadelphia Airport  | 177 Rooms |
| <b>6.</b> Hampton Inn Philadelphia Airport              | 151 Rooms |
| <b>7.</b> Live! Casino & Hotel Philadelphia             | 208 Rooms |
| <b>8.</b> Marriott Philadelphia Airport                 | 419 Rooms |
| <b>9.</b> Radisson Hotel Philadelphia                   | 172 Rooms |
| <b>10.</b> Sheraton Suites Philadelphia Airport         | 250 Rooms |
| <b>11.</b> Sonesta Select Philadelphia Airport          | 152 Rooms |

**PHLCVB**  
Philadelphia Convention  
& Visitors Bureau



 **Pennsylvania  
Convention Center**  
PHILADELPHIA  
AN  MANAGED FACILITY

**PHLCVB 215-636-3300 | [discoverPHL.com](https://discoverPHL.com)**

**Pennsylvania Convention Center Authority/ASM Global 215-418-4700 | [PAconvention.com](https://PAconvention.com)**



**[/discoverPHL](https://discoverPHL.com)**



**[@discoverPHL](https://twitter.com/discoverPHL)**



**[@discover\\_PHL](https://www.instagram.com/discover_PHL)**

PHOTO CREDITS: Nick Lang, Chris Cooper, Paul Loftland, Scott Spitzer and Bryan Dale, JPG Photography.  
Mural photo courtesy of Mural Arts.