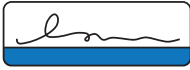


Electronic signatures made easy

Review and sign your tax documents the simple and efficient way, from anywhere online, thanks to Intuit eSignature powered by DocuSign.



Fast

Get an email notification when your documents are ready. With a few quick clicks you can verify your identity, review documents, sign, and pay.



Convenient

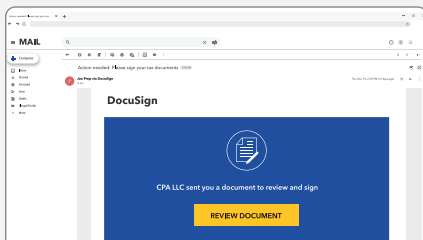
Access from anywhere using your mobile phone or any device that's connected online. Whether you're on vacation or at your desk, it's simple to sign and send.



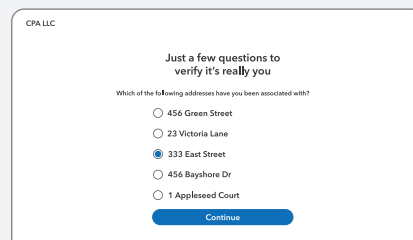
Secure

Get peace of mind that your documents will be protected with 256-bit encryption. Plus, built-in authentication ensures that nobody but you can access your documents.

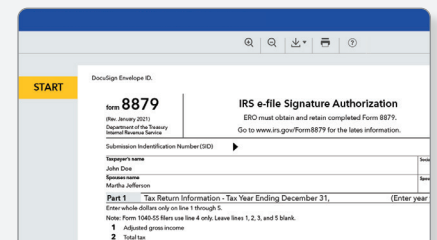
Here's how it works



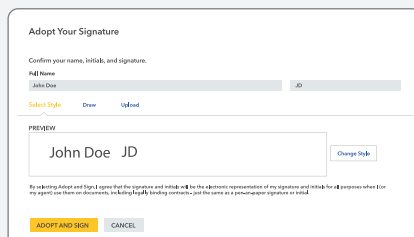
Get an email notification >
Tap the secure link to access your tax documents.




Verify your identity >
Answer a few multiple-choice security questions.*



Review documents >
View all pages your preparer has shared with you digitally.



Set your signature >
Choose a font style or write your signature with your finger.



Click or tap to sign and save
Automatically jump to every spot that needs your signature.

That's it!

You'll get a confirmation email with a link to view your signed documents. Your tax preparer will also automatically get a notification.

*The IRS requires this identity verification process for specific tax forms. You've likely done something similar any time you've accessed secure information, like a credit check or mortgage application. The questions are generated randomly from public records or credit history. Don't worry if you get an error message - it usually just means that your answers did not match public records or you don't have enough credit history or publicly verifiable information. You can ask your tax preparer to send a new request electronically so you can try again, or you may have to sign in person.