

# DeepSpeed-VisualChat: Multi Round Multi Images Interleave Chat via Multi-Modal Casual Attention

Zhewei Yao, Xiaoxia Wu, Conglong Li, Minjia Zhang, Heyang Qin  
Olatunji Ruwase, Ammar Ahmad Awan, Samyam Rajbhandari, Yuxiong He

DeepSpeed of Microsoft

## Abstract

Most of the existing multi-modal models, hindered by their incapacity to adeptly manage interleaved image-and-text inputs in multi-image, multi-round dialogues, face substantial constraints in resource allocation for training and data accessibility, impacting their adaptability and scalability across varied interaction realms. To address this, we present the DeepSpeed-VisualChat framework, designed to optimize Large Language Models (LLMs) by incorporating multi-modal capabilities, with a focus on enhancing the proficiency of Large Vision and Language Models in handling interleaved inputs. Our framework is notable for (1) its open-source support for multi-round and multi-image dialogues, (2) introducing an innovative multi-modal casual attention mechanism, and (3) utilizing data blending techniques on existing datasets to assure seamless interactions in multi-round, multi-image conversations. Compared to existing frameworks, DeepSpeed-VisualChat shows superior scalability up to 70B parameter language model size, representing a significant advancement in multi-modal language models and setting a solid foundation for future explorations.<sup>1</sup>

## 1 Introduction

State-of-the-art large language models (LLMs) like GPT [7, 28] have showcased exceptional prowess in myriad text generation and comprehension tasks, especially when subjected to zero-/few-shot learning. Once these models undergo supervised fine-tuning or reinforcement learning combined with human feedback, their proficiency in versatile interactive challenges—ranging from coding tasks [10] to quantitative reasoning [17], mathematical proofs [14, 43], and AI chatbot interactions [27, 3, 29, 44]—becomes comparable to human experts.

Seeking to transcend the bounds of text-only processing inherent to LLMs, numerous researchers have made strides in endowing these models with multi-modal capabilities. These advances span across various modalities such as images, audios, and videos, often achieved via feature alignment and model alterations [9, 11, 48, 23, 18, 5, 12]. Notably, among these multi-modal endeavors, large vision and language models (LVLMs) have garnered significant interest [48, 23], mainly owing to their potential in facilitating comprehensive visual-textual understanding.

Current frameworks and studies largely focus on either (1) tasks related to individual images, like visual question answering and captioning [23], or (2) handling multiple images but requiring concurrent input [18]. Neither approach adeptly manages interleaved image-and-text inputs. The QWen-VL framework [5], an extension of the LLaVA architecture [23], makes progress in this direction. However, its training costs prove prohibitive for many research labs, and it withholds its training data. In parallel, the SparklesChat model [12], annotated by GPT4, relies on continuous training with MiniGPT4 [48] due to its limited dataset. Both QWen-VL and SparklesChat adopt prevailing LVLMs designs without innovative architectural exploration.

<sup>1</sup>Code will be released soon as a part of <https://github.com/microsoft/DeepSpeedExample>

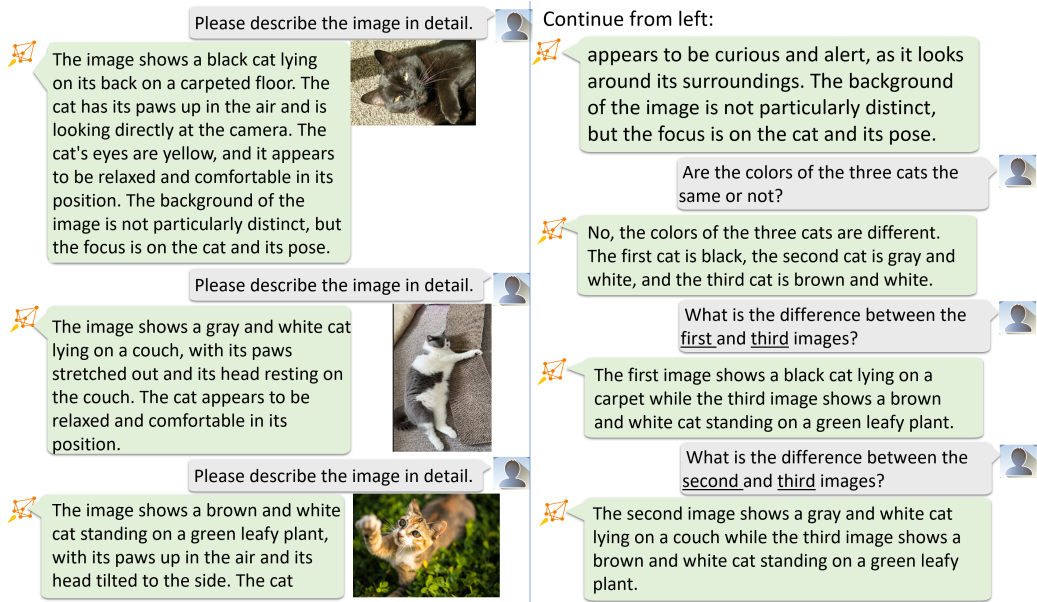


Figure 1: An example of DeepSpeed-VisualChat.

Additionally, in multi-image contexts, their performance is found lacking, even with significant training investments <sup>2</sup>, as shown in our comparisons Figure 9.

While larger language models typically demonstrate superior generation abilities compared to their smaller counterparts, prevailing frameworks [18, 23, 48, 5] predominantly concentrate their efforts on LLMs with 7 or 13 billion parameters (e.g., LLaMa-2-7B or LLaMa-2-13B [39]). This focus restricts the exploration of the extensive capabilities inherent to larger LLMs.

To address the aforementioned challenges, we introduce the DeepSpeed Multi Round and Multi Images Chat framework (DeepSpeed-VisualChat), offering several key contributions:

- **Fully Open-Sourced Multi-round Multi-image Framework:** DeepSpeed-VisualChat, one of the pioneering fully open-sourced frameworks, enables multi-round and multi-image dialogues, accommodating interleaved text-and-image inputs, as visualized in Figure 1.
- **Multi-Modal Casual Attention (MMCA):** We devise a novel MMCA for multi-modal models that independently computes attention weights across various modalities. MMCA attains objectives analogous to conventional cross-attention mechanisms [18], yet offers enhanced casual attention interpretations for generative tasks, eliminating the need for additional modules or parameters, and it presents superior training data efficiency compared to standard casual attention [48, 23].
- **Data Blending for Interleaved Inputs:** To facilitate conversations with interleaved modalities, DeepSpeed-VisualChat employs assorted data blending techniques on existing datasets, overcoming the shortage of interleaved text-and-image inputs in most available open-sourced datasets.
- **Unprecedented Scalability:** We leverage the DeepSpeed framework [31] to amplify our training with a 2B visual encoder from [13] and a 70B language decoder from LLaMa-2 [39], illustrating the remarkable scalability of our framework.

These innovations demonstrate our commitment to progressing multi-modal conversational AI models, ensuring enhanced interoperability, attention mechanism sophistication, scalable solutions, and comprehensive dataset utilization.

<sup>2</sup>We count the pretraining cost of MiniGPT4 as a part of SparklesChat

## 2 Related Work

Multi-modal models, especially those focusing on vision-language integrations, typically fall into two distinct categories: dual-encoder-based models [38, 26, 36, 47, 30, 22, 16, 21, 42, 6, 40, 45, 41, 20, 8, 30, 15, 33, 32, 46, 35, 24, 34], and models comprising visual encoders and textual decoders [2, 19, 23, 18, 48, 11, 37, 5, 4, 12]. Our work is associated with the latter, often referred to as Large Visual Language Models (LVLMs), thus our discussion predominantly revolves around LVLMs.

Most implementations of LVLMs deploy one of two architecture styles: (1) The Flamingo design [2, 18, 4] incorporates cross-attention, introducing new parameters to LLMs to interlink visual and textual elements. (2) The Flamingo design [2, 18, 4] incorporates cross-attention, introducing new parameters to LLMs to interlink visual and textual elements. Although both designs effectively assimilate visual information and generate textual content, their advantages and drawbacks are manifold. The Flamingo design necessitates extensive training/inference memory and fewer data due to the introduction of numerous new parameters. Conversely, the MiniGPT4 design, while less memory-intensive, is more data-dependent to effectively align visual and textual features. Consequently, an emerging query is whether a novel architecture can harmonize the introduction of fewer new parameters with data efficiency.

Despite the substantial advancements achieved by existing LVLMs, certain aspects, particularly multi-round multi-image conversation involving interleaved image and text input, remain unaddressed. Works like [23] predominantly concentrate on single image conversation, and [18] necessitate simultaneous input of all images, limiting their applicability in conventional conversational applications.

The paucity of data pertinent to these scenarios has led researchers to explore available data to facilitate new applications. A contemporary work, SparklesChat [12], exploits the GPT-4 [1] API to synthesize several thousands of multi-round multi-image data in a unique format. However, SparklesChat does not innovate any new architectural modifications and relies on the pre-trained model, MiniGPT4 [48], thereby incurring additional training costs and complexity. Moreover, SparklesChat does not exhibit any superior performance in unseen multi-image tasks compared to DeepSpeed-VisualChat, even without utilizing multi-image interleaved chat data. Refer to Figure 9 and A.1 for detailed examples.

## 3 Method

Our model architecture is built on the structure of MiniGPT4 [48, 23], as depicted in Figure 2. Specifically, we maintain the entirety of the visual encoder and the whole language model, with the exception of the embedding layer, in a frozen state. Thus, the only trainable parameters within our model are the visual feature projection layer (a linear layer) and the language model’s embedding. In total, our set of trainable parameters ranges around  $O(10M)$  to  $O(100M)$ , primarily contingent on the size of the embedding layer.

Diverging from the previous MiniGPT4 architecture, we substitute the conventional casual attention mechanism with our proposed multi-modal casual attention mechanism (refer to Section 4.1). This modification solely alters the computation of casual attention and does not incorporate any new parameters.

We adopt a unified instruction tuning format for all experiments, and the template is shown in Figure 3. It is crucial to note that we do not employ any special tokens as our prefix; for example, “### Image i” is not a special token, and the tokenizer interprets it as a regular string.

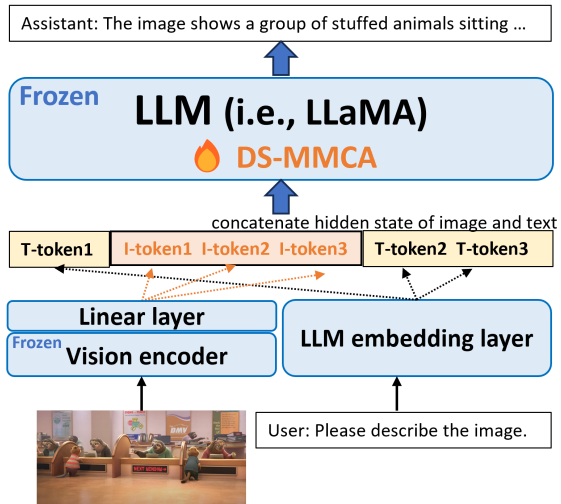


Figure 2: Model Structure. A pre-trained vision encoder encodes an image which is then projected through a linear layer to align with the hidden dimension of the text embedding layer’s output. These different inputs are subsequently merged and forwarded to language models like LLaMa-2 powered by our new Multi-Modal Casual Attention (MMCA) mechanism. Here, both the vision encoder and the language model are frozen.

```

<System Instruction>      % You are a powerful vision-language assistant.

#### Image 1: <image>    % some image, e.g., cat-1.png
#### Question: <question> % please describe the image.
#### Answer: <answer>    % It's a cute black cat.

#### Image 2: <image>    % some image, e.g., cat-2.png
#### Image 3: <image>    % some image, e.g., cat-3.png
#### Question: <question> % What's difference between three cats?
#### Answer: <answer>    % The color of three cats are different.

...

```

Figure 3: Here `<System Instruction>`, `<question>`, `<answer>` can be simply replaced by text, and `<image>` can be replaced by real image tokens. The content after “%” is an example.

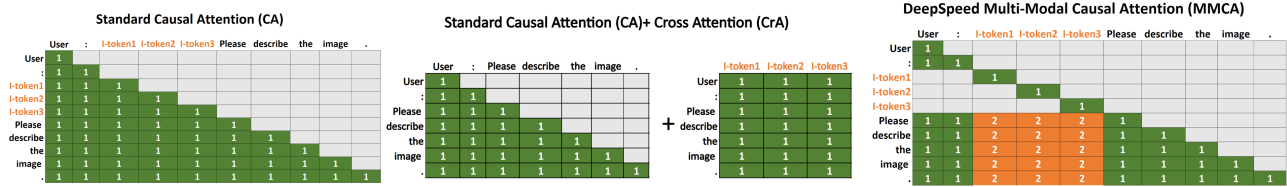


Figure 4: Different Attention Mechanisms: Examine the differing attention mechanisms using an input sentence "User: Please describe the image." coupled with three **Image** tokens (I-token1, I-token2, I-token3). On the left, we demonstrate standard causal attention [48, 5], treating image tokens as text. In the middle, we present cross attention applied to images, while maintaining standard causal attention for text tokens. On the right, we illustrate our innovative multi-modal attention proposal where image tokens only perform self-attention, and text tokens attend to text/image tokens independently, highlighted with an orange mask. This mechanism is defined by:  $\text{softmax}(QK^T \odot M_1) + \text{softmax}(QK^T \odot M_2)$  with  $Q$  and  $K$  as query and key,  $M_1 = [M == 1]$ , and  $M_2 = [M == 2]$ , with  $M \in \mathbf{R}^{10 \times 10}$  in this case.

In alignment with the recent trend of instruction fine-tuning, the final loss of our model is calculated solely on “<answer>”, as illustrated in Figure 3. If multiple conversations are present, we compute the loss for all corresponding “<answer>” instances.

Throughout the paper, unless specifically mentioned, we employ the LLaMa-2 family as our language and utilize the extracted (and frozen) visual encoder from QWen-VL [5] as our visual encoder, which accepts 448x448 images and produces 256 image tokens per image. The rationale for opting for QWen-VL’s encoder over the typically utilized CLIP [30] is elaborated in Section 4.3. The sequence length for training LLaMa-2 is capped at 4096. When referring to our model as DeepSpeed-VisualChat-xB (e.g., DeepSpeed-VisualChat-13B), the size is exclusively contingent on the language model components (LLaMa-2-13B).

## 4 Multi-Round Single-Image Exploration

### 4.1 Multi-Modal Casual Attention

There are two common attention mechanisms used to connect the visual and textual components in a multi-modal model: causal attention, as used in [48, 5], and cross attention, as used in [18, 2].

**Causal Attention (CA):** The CA-based method simply projects visual features (i.e., the features from the output of the final visual encoder layer) into textual features and combines them with the normal textual

features after the textual embedding layer to feed into LLMs. The benefit of CA is that it’s a natural extension of the original attention mechanism in LLMs, and as such, it doesn’t introduce any extra modules or parameters. However, this approach raises some intuitive problems:

(1) For a visual token, it attends to previous visual and textual tokens, even though visual tokens are already fully encoded in a bidirectional manner and don’t need further attention from other visual tokens or the beginning of textual tokens.

(2) For a textual token, it needs to learn how to distribute its attention weights between its previous textual and image tokens. Due to these issues, we found that the data efficiency of CA in LVLMs is often problematic. To address this, LLaVA and QWen-VL require visual-language pretraining to fully align visual features with textual features. We also test and compare it with our proposed MMCA in Section 4.2.

**Cross Attention (CrA):** The alternative, cross attention (CrA), along with CA, exhibits better data efficiency but also comes with a few drawbacks:

(1) It introduces new parameters to the model. For example, Otter has more than 1.5 billion trained parameters compared to the millions of trained parameters in LLaVA. This significantly increases the training cost and memory requirements.

(2) It requires careful design if an image is introduced in the middle of a conversation during training, as previous text tokens should not be able to attend to the image.

**Multi-Modal Causal Attention Mechanism (MMCA):** To overcome these issues, we propose a new multi-modal causal attention mechanism (MMCA). The overall idea is as follows:

(1) For visual tokens, they only attend to themselves, as visual tokens are encoded by the visual encoder.

(2) For textual tokens, they attend to all their previous tokens. However, they have two separate attention weight matrices for their previous textual tokens and image tokens.

The intuition behind the second point of MMCA is that the attention weight for one modality may affect the other modality. For instance, a textual token may pay more attention to textual information than visual information. Therefore, if the attention weight matrix is normalized across both modalities, the attention score for visual tokens might be very small. Refer to Figure 4 for a visualization of the three attention mechanisms.

## 4.2 Result

### 4.2.1 Comparison between Different Attentions

**Experimental Setting** We employ the LLaMa-2-7B language model in conjunction with the QWen-VL-visual-encoder as our visual encoder. These two models are connected via a straightforward linear projection layer. Our model underwent training on two LLaVa datasets, as outlined in the initial two rows of Table 1.

During training, all models were run for 5 epochs with a training batch size of 128. Our primary evaluation focused on single-image captioning and single-image Visual Question Answering (VQA). The peak learning rate was set to  $1e-3$  for both the projection linear layer and the embedding layer, and we employed the AdamW optimizer [25] with first- and second-order coefficients set to (0.0, 0.95).

For dataset splitting, we divided the training and validation datasets in a 90/10 ratio across the entire dataset. Additionally, we incorporated 10% of the total training iterations as warm-up steps. Our training framework of choice was DeepSpeed [31], and we utilized FP16 training to expedite the training process.

Throughout this work, we mainly compare the generation capability of different models on certain examples without comprehensively testing models on existing benchmark. Please see more details in Section 6 for limitations of our work.

**Demo results.** We begin by showcasing various examples that highlight the capabilities of DeepSpeed-VisualChat in single-image visual language conversations, employing different attention mechanisms. As demonstrated in Figure 5, Figure 6, and Figure 7, DeepSpeed-VisualChat, when coupled with MMCA, effectively discerns visual details in images and furnishes coherent responses to user queries.

Furthermore, DeepSpeed-VisualChat exhibits a more comprehensive and precise grasp of image details compared to alternative attention mechanisms, such as the use of combined masks from both causal attention

Table 1: Training datasets summary. Due to context length limitation, for otter\_mimicit\_sn, otter\_mimicit\_tvc, and otter\_mimicit\_vst datasets we only used the samples with  $\leq 8$  images.

Name	Num. samples	Description
(1) llava	49924	The detail description and complex reasoning data used by the LLaVA model [23]. Randomly concatenate 1 to 3 samples into one sample. Details in Section 5.1.
(2) llava_dial	37818	The conversation data used by the LLaVA model [23]. Randomly concatenate 1 to 2 samples into one sample. Details in Section 5.1.
(3) otter_mimicit_cgd	70940	The COCO (General) data used by the Otter model [18].
(4) otter_mimicit_sd	8006	The SD (Surveillance) data used by the Otter model [18].
(5) otter_mimicit_sn	487	The SN (Indoor Ego.) data used by the Otter model [18].
(6) otter_mimicit_tvc	2	The TVC (TV) data used by the Otter model [18].
(7) otter_mimicit_vst	115	The VIST (Story) data used by the Otter model [18].
(8) llava_otter_blend	48869	Data blended from llava, llava_dial, otter_mimicit_cgd. Details in Section 5.1.
(9) sparkles_dialogue	6520	The SparklesDialogue data used by the SparklesChat model [12].
Total	222681	

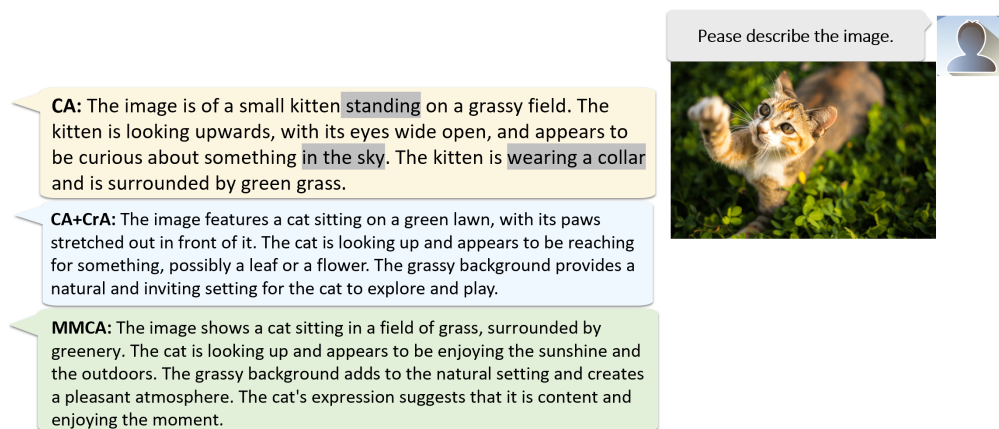


Figure 5: Example visual and language inputs that demonstrate the output comparison between (1) the standard causal attention (CA) (2) the standard causal attention combined with cross-attention (CA + CrA) and (3) the special multi-modal causal attention (MMCA) in DeepSpeed-VisualChat-Single.

and cross attention. It is also evident that, in contrast to the combination of CrA and CA, as well as MMCA, CA alone may exhibit slightly more errors (Figure 5) and capture a lower degree of reasoning capability (Figure 7).


#### 4.2.2 Result of DeepSpeed-VisualChat-Single

**Experimental Setting** All settings remain consistent with those outlined in Section 4.2.1, with the exception of two modifications: an increase in the language model size from LLaMa-2-7B to LLaMa-2-13B and an extension of the training epoch count from 5 to 10.

**Demo results** Upon elevating the language model size from 7B to 13B, we observe a marked improvement in the model’s ability to recognize images and capture the logical connections between questions and images.

Additionally, referring to the upper example in Figure 8, aside from the issue of incorrect descriptions, it becomes apparent that DeepSpeed-VisualChat-Single-7B occasionally exhibits repetitive context. However, this problem is less frequent with DeepSpeed-VisualChat-Single-13B, owing to the enhanced generative capabilities of larger language models. This observation aligns with the superior performance typically associated with larger language models.

Why would a person find this image funny?




**CA:** This image is funny because it features a smiling, anthropomorphized squirrel holding a camera and taking a picture of an apple. The scene is playful and lighthearted, and the combination of a common everyday object like an apple with the uncommon situation of a squirrel taking a photograph adds to the humor. The squirrel's expression and the way it is depicted as taking the picture with the camera also contribute to the amusement, as it adds a sense of whimsy and creativity to the scene.

**CA+CrA:** The image of a smiling, well-dressed squirrel holding a camera and standing next to a tree is likely to be found funny because it is an unusual and unexpected combination. The juxtaposition of a cute, furry animal with a sophisticated appearance and a camera, which is typically associated with humans, creates a humorous and whimsical effect. Additionally, the squirrel's pose and expression, along with the tree in the background, add to the comedic effect of the image.

**MMCA:** A person would find this image funny because it features a cute and adorable squirrel holding a camera, which is a humorous and unexpected combination. The squirrel's expression, which is often playful and mischievous, adds to the humor, as it suggests that the squirrel is taking a picture of something or someone, possibly for its own amusement. The image also captures the quirky and whimsical nature of the squirrel, which can be entertaining and amusing to viewers. Additionally, the image's composition, with the squirrel's hand holding the camera, creates a playful and comical visual, further enhancing the humor.

Figure 6: DeepSpeed-VisualChat-Single accurately identifies the squirrel and camera in the image, while the baseline model mistakenly includes “standing next to a tree”.

What are the things I should be cautious about when I visit here?



**CA:** When visiting this location, which features a wooden dock with a boat ramp and a large body of water, you should be cautious about potential safety hazards such as slippery surfaces, uneven ground, and the possibility of falling into the water. Additionally, be aware of any boat traffic or other watercraft on the water, as well as any wildlife that may be present in the area. It is also important to follow any safety guidelines or regulations that may be in place for the dock, boat ramp, and surrounding area.

**CA+CrA:** When visiting the pier with the boats and the water, there are a few things to be cautious about. Firstly, the pier is a popular tourist spot, so it can get crowded, especially during peak seasons. It's important to be aware of your surroundings and be mindful of other people, especially if you have children with you. Secondly, the pier is located near the water, so there is a risk of slipping or falling, especially if the surface is wet or slippery. It's recommended to wear appropriate footwear and be careful when walking on the pier. Thirdly, the pier may have some uneven surfaces or gaps between the boards, which can be hazardous for small children or people with mobility issues. It's important to supervise children and ensure they stay on the designated pathways. Lastly, the pier may be surrounded by water, so it's important to be aware of the tides and currents, especially if you plan to go swimming or engage in water activities. It's also important to follow any safety regulations or instructions provided by the pier or local authorities.

**MMCA:** When visiting this beautiful lake, I should be cautious about the following:

- The potential for slipping on the wet rocks or wooden planks that may be present around the lake.
- The possibility of encountering wildlife, such as birds or small animals, which may be present in the area.
- The potential for strong winds or sudden weather changes, which could create hazardous conditions on the water.
- The need to be aware of any safety regulations or restrictions that may be in place for the lake, such as swimming or boating restrictions.


Figure 7: DeepSpeed-VisualChat-Single accurately identifies the scene as a beautiful lake and offers a set of plausible suggestions. In contrast, the baseline misinterprets the image as containing “dock with a boat ramp”.

Can you describe the image? 

**DeepSpeed-VisualChat-Single-7B:** The image shows a large sculpture of a man with a blue face and a yellow body. The man is standing on a base, and he is holding a large flower in his hand. The sculpture is quite unique and eye-catching, with its vibrant colors and intricate details. It appears to be made of stone or some other hard material, and it is likely to be a work of art or a piece of decoration.

The man's face is blue, and his body is yellow, which creates a striking contrast. The flower he is holding is also quite large and colorful, adding to the overall visual appeal of the sculpture. The sculpture is likely to be a popular attraction in a public space, such as a park or a museum, due to its unique design and vibrant colors.

It's possible that the sculpture represents a specific character or symbol, but without further context, it's difficult to determine the exact meaning or significance of the artwork. Overall, the image of the blue-faced, yellow-bodied man holding a large flower is a visually striking and intriguing piece of art.



**DeepSpeed-VisualChat-Single-13B:** The image features a colorful, life-sized statue of a dog, adorned with various flowers and plants. It stands in front of a large building, possibly a stadium, with a couple of people standing nearby. One person is wearing a white shirt and is standing in front of the dog statue, while another person is standing further away to the right. The scene is vibrant and captures the attention of passersby, who are enjoying the unique artwork and the atmosphere around the building.

What is unusual about this image? 

**DeepSpeed-VisualChat-Single-7B:** In this image, a man is standing on a busy street holding a suitcase and a parking meter. While it is not uncommon to see people carrying suitcases, it is unusual to see someone holding a parking meter. This suggests that the man may be trying to retrieve his car from a parking spot, which is not a typical activity on a busy street. The presence of the parking meter adds an element of humor to the scene, as it is not typically seen in such a context.



**DeepSpeed-VisualChat-Single-13B:** In this image, an unusual sight is observed: a man ironing his shirt while standing on the back of a yellow taxi. This is an unconventional way of ironing one's clothes, as it is not a safe or practical method in most situations. The man is using an ironing board that is placed on the back of the taxi, and he is carefully ironing his shirt while balancing on the vehicle. This scene is likely to catch people's attention and be considered an unusual or even amusing situation.

Figure 8: The above two examples illustrate the difference between DeepSpeed-VisualChat-Single-13B and DeepSpeed-VisualChat-Single-7B.



### 4.3 Other Learning

Throughout the training process of DeepSpeed-VisualChat-Single, we accumulated several additional lessons. It’s important to note that most of these observations lack sufficient evidence and require further exploration. We present them here to assist others, but they should not be considered final conclusions.

- **Better Visual Encoder:** Commonly, the CLIP visual encoder is used in LVLMS. However, the CLIP encoder’s resolution is limited to 224x224, which restricts the level of detail in the images. In our testing, we discovered that using the newly released visual encoder from QWen-VL significantly improves the final model quality due to its higher input resolution (448x448) and larger encoder size (2B parameters).
- **Overfitting or Not:** Typically, we select the best evaluation checkpoint or one close to it for final testing. However, during DeepSpeed-VisualChat-Single training, we found that the final checkpoint, even if it appears overfitted, often delivers better testing results compared to middle checkpoints. Does this imply that we should intentionally overfit our model? The answer is no. We experimented with 5, 10, and 20 epochs for DeepSpeed-VisualChat-Single-13B and observed that 10-epoch training typically yields superior final model quality.
- **Adding LoRA to Visual Encoder or Language Decoder:** We attempted to introduce LoRA-based training to enhance model quality. However, applying LoRA to either module did not yield any significant benefits.
- **Lowering the Learning Rate for Pretrained Components:** We experimented with a smaller learning rate for language embedding since it is already pretrained. However, our results indicated that there is no significant difference when using a separate lower learning rate.
- **Using Chat-/Non-Chat-Based Models:** We explored both chat-based and non-chat-based LLama-2 models. Our findings suggest that when using the chat-based model, strict adherence to the chat-based model’s instruction tuning format is crucial. Failing to do so resulted in even worse model quality than the non-chat-based model.
- **Inserting New Special Tokens or Not:** As illustrated in Figure 3, a few tokens can be replaced by new inserted special tokens, such as encoding "###Human: " as a new special token. However, our testing revealed that it is better not to incorporate them as special tokens. Introducing them as special tokens significantly worsened our generation performance compared to the previous approach.

## 5 Multi-Round Multi-Image Exploration

### 5.1 Data Blending

One critical missing element for enabling multi-round and multi-image conversations is data. The sole source of multi-round multi-image data we located is the SparklesDialogue dataset [12], which contains a mere 6520 samples. To address this limitation, we employed two methods to synthesize multi-round multi-image data from existing single-image or single-round data: simple data concatenation and LLaVA-Otter data blending.

#### 5.1.1 Simple data concatenation

For the "llava" and "llava\_dial" datasets utilized by the LLaVA model, each sample comprises single/multi-round conversations for a single image. To simulate scenarios where a user sequentially asks questions about multiple images, we conducted straightforward data post-processing for these two datasets. Specifically, we randomly concatenated different numbers of samples into a single sample. In the case of "llava," we concatenated 1 to 3 samples, while for "llava\_dial," we concatenated 1 to 2 samples (refer to Table 1).

### 5.1.2 LLaVA-Otter data blending

We noticed that the llava and llava\_dial datasets used by LLaVA model and the otter\_mimicit\_cgd dataset used by the Otter model all use the COCO train2017 images. For the llava and llava\_dial datasets, each sample includes a single/multi-round conversations for a single image. For the otter\_mimicit\_cgd dataset, each sample includes a single-round conversation for a pair of images. This enables us to build a synthesized multi-round multi-image data llava\_otter\_blend as a more natural blending: for each sample in the otter\_mimicit\_cgd dataset, we look for llava and llava\_dial samples that use the same image, and then build a new sample in a "llava/llava\_dial conversations then otter\_mimicit\_cgd conversation" fashion (as shown in Table 1).

## 5.2 Results

### 5.2.1 Comparison with QWen-VL and SparklesChat

**Experimental Setting** We utilize the datasets (1) to (8) as illustrated in Table 1. We deliberately exclude the dialogue data from SparklesChat to thoroughly investigate whether our newly proposed data blending technique can facilitate the interweaving of multi-image multi-round chats without the incorporation of new data. LLaMa-2-13B is employed as our language model, and the model is trained over 6 epochs. All other settings remain consistent with those outlined in Section 4.2.

**Demo Results** We compare DeepSpeed-VisualChat-13B with QWen-VL and SparklesChat as illustrated in Figure 9 and Figure 10. The tasks presented in Figure 9 are unseen to all the trained models. Notably, DeepSpeed-VisualChat-13B outperforms in terms of answer quality when compared to the other models. Specifically, while QWen-VL excels at offering succinct and accurate descriptions of individual images, it struggles to recall the first or second images during subsequent questions. On the other hand, SparklesChat excels at discerning differences between images, yet occasionally provides imprecise descriptions of individual images.

The tasks in Figure 10 center around narratives. Narratives are the primary training focus of SparklesChat and might be a part of QWen-VL’s training data (as its data is proprietary), but they were not part of DeepSpeed-VisualChat’s training (i.e., datasets (1) to (8) as mentioned in Table 1). Despite this, DeepSpeed-VisualChat continues to provide commendable descriptions of individual images and exhibits some narrative skills. In contrast, both QWen-VL and SparklesChat demonstrate superior narrative abilities. Nonetheless, each model has its own set of limitations for specific questions.

It is worth noting that the training expenditure for DeepSpeed-VisualChat is significantly lower than that for QWen-VL and SparklesChat, with the latter having utilized the pre-training checkpoint of MiniGPT4.

### 5.2.2 Result of DeepSpeed-VisualChat

**Experimental Setting** The setting remains the same as mentioned above, with the addition of 6.5K more examples from SparklesChat.

**Demo result** We perform comparisons between DeepSpeed-VisualChat-13B with and without incorporating data from SparklesChat. For clarity, we will refer to DeepSpeed-VisualChat-13B without (and with) SparklesChat’s data as DeepSpeed-VisualChat-13B-Set1 (-Set2). First and foremost, by integrating SparklesChat’s data, DeepSpeed-VisualChat demonstrates enhanced narrative capability. Similar to SparklesChat, the newly trained model also displays a reduced ability to concentrate on the details of individual images.

Beyond the aforementioned, the introduction of additional data yields another intriguing observation. DeepSpeed-VisualChat-13B-Set2 exhibits increased sensitivity to prompt tuning compared to its predecessor. Specifically, as shown in Figure 12, a slight alteration to the prompt (highlighted in red text) without changing the question’s meaning, leads DeepSpeed-VisualChat-13B-Set2 to provide disparate answers. Conversely, the

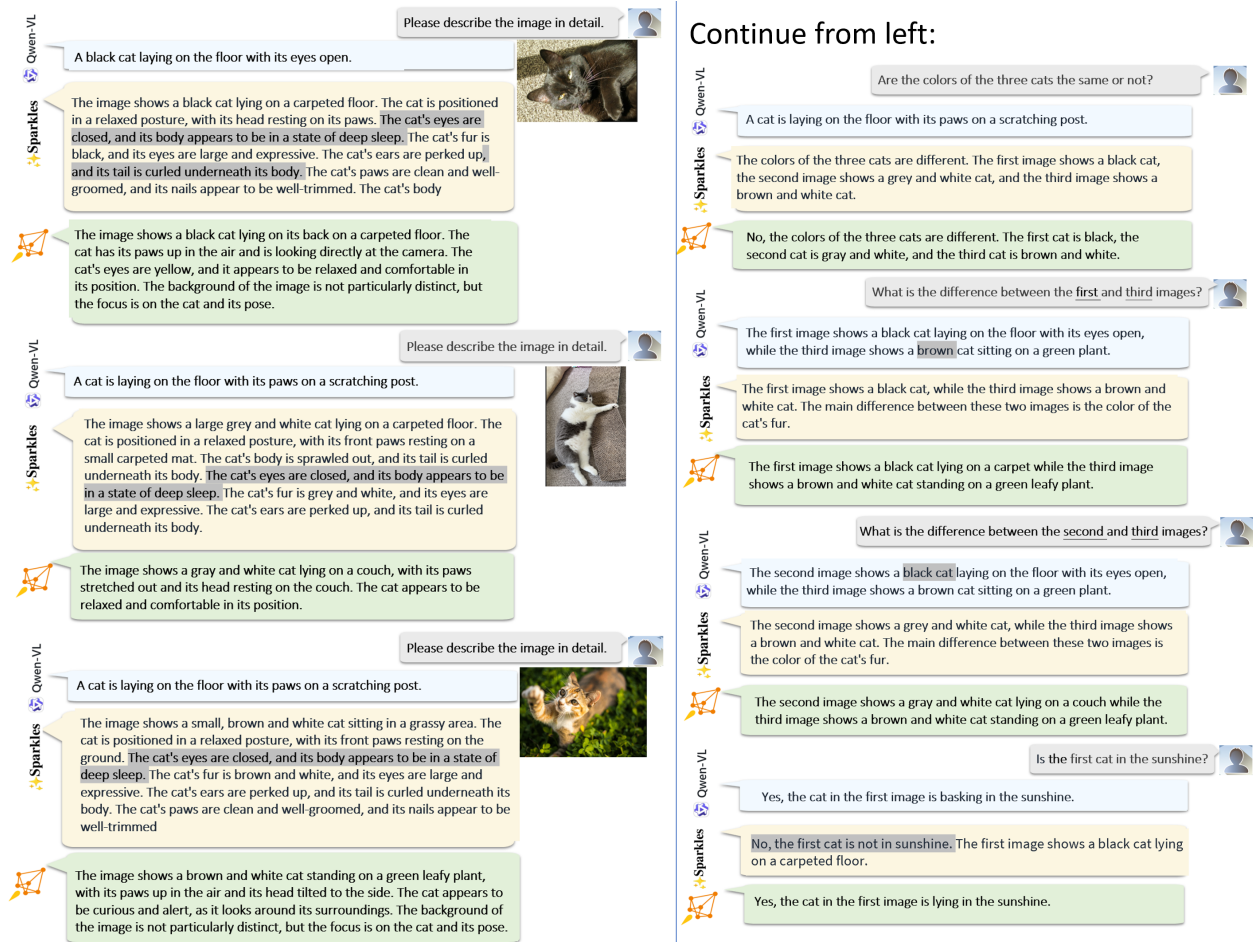


Figure 9: The above example (the conversation is from left to right panel) illustrates the difference among DeepSpeed-VisualChat-13B, QWen-VL, and SparklesChat. QWen-VL provides considerable short and accurate answers on describing the individual image but fails to remember the first image at the last second question. While SparklesChat is good at interpreting the difference between images but provides inaccurate information when describing individual images.

original DeepSpeed-VisualChat-13B-Set1 tends to offer more congruent responses. We hypothesize that this heightened sensitivity results from an imbalance in question formats/templates introduced by SparklesChat’s dataset.

For cross-comparison between DeepSpeed-VisualChat and QWen-VL/SparklesChat, please refer to Figure A.1 and Figure A.2.

### 5.2.3 DeepSpeed-VisualChat with LLaMa-2-70B

We have initiated training with LLaMa-2-70B, maintaining the same training settings as outlined in Section 5.2.2. However, the resulting model is not adequately trained. We conjecture that the hyper-parameters optimal for LLaMa-2-13B may not be suitable for LLaMa-2-70B; for instance, the learning rate might be excessive, and the number of training epochs insufficient. Perfecting the training of DeepSpeed-VisualChat-70B is earmarked for future work.

Please describe the image in detail.

Queen-VL

Sparkles

Queen-VL

Sparkles

Queen-VL

Sparkles

Queen-VL

Sparkles

Queen-VL

Sparkles

A group of animated animals are sitting at a DMV counter.

The image portrays a typical day in an office, with a set of employees working professionally. The office appears to be clean and modern with clean white walls and shiny surfaces. The furniture is of an office standard, including a desk, chair, and computer. There are several monitors displaying different types of documents and screens. The employees seem to be working on their computers, typing on keyboards, and interacting with their colleagues. The employees are wearing formal attire, indicating that the office is a professional one. One can see the reception area with two receptionists sitting behind a long desk.

The image is a digital recreation of a scene featuring two stuffed animals, a dog and a cat, sitting at a desk with a phone in front of them. The desk has a sign that says "Next Window." There are also two people in the background, one on the left and one on the right.

A group of animated animals are standing in a room.

The image appears to depict a busy and lively office environment. The employees are mostly dressed in professional attire, with suits and ties. The office space is modern with desks, chairs, and computer systems. One employee is seen behind the reception desk, handling customer queries, while others are seen working at their computers or attending meetings. The atmosphere is quite cheerful and busy, with the employees working in harmony. The use of color also adds to the dynamic vibe. The image is likely from a film or animation with a focus on office settings, suggesting that this is a workplace with




The image is a digital recreation of a scene featuring a raccoon, a fox, and a squirrel standing in front of a counter with a sign that says "Next Window." There are also two people in the background, one on the left and one on the right.

Can you name the characters in the image? Who are they?

The characters in the image are from the animated movie "Zootopia." They are a fox named Judy Hopps, a rabbit named Nick Wilde, and several other animals that make up the city of Zootopia.

Sure, the character from this image is from the movie Winnie the Pooh. The character standing at the counter is Winnie, the honey-loving, well-dressed, well-mannered Pooh with a yellow t-shirt, blue shorts, black pants, and a plaid jacket. Winnie is seen with a tablet in one hand, which might indicate some sort of digital or technology-based activity. He is standing alongside another character who appears to be his friend Piglet, with a small pig mask over his eyes.

The characters in the images are a fox and a raccoon. They are sitting at a desk with a phone and a sign that says "Next Window." The fox is holding a coffee mug and the raccoon is holding a cup. They are likely discussing something or waiting for someone.

## Continue from left:

You are an imaginative storyteller. Create a fascinating story based on the first, second and third image.

Queen-VL

Sparkles

Queen-VL

Sparkles

Queen-VL

Sparkles

Queen-VL

Sparkles

In the bustling city of Zootopia, a young fox named Judy Hopps had a dream of becoming a police officer. She had always been fascinated by the bravery and dedication of the Zootopia Police Department, and she was determined to follow in their footsteps. One day, Judy arrived at the Zootopia Police Department to take her entrance exam. She was nervous but excited, as she had studied hard and was confident in her abilities. As she waited in line to take the test, she noticed a sly-looking rabbit named Nick Wilde. Nick was known for his cunning and his ability to get out of any situation unscathed. Judy and Nick had a bit of a rivalry, as they both wanted to become police officers. However, as they stood in line, they struck up a conversation and discovered that they had more in common than they thought. They both wanted to help make Zootopia a better place for all the animals who lived there. When it was Judy's turn to take the test, she found herself facing a difficult challenge. The test was designed to test her quick thinking and problem-solving skills, and she was struggling to keep up. Just as she was about to give up, Nick came to her rescue. He showed her a few

Once upon a time, there was a young boy named Max. Max lived in a small town nestled in the heart of a lush forest. He was a kind, adventurous and curious boy who loved to explore the forest and all its mysteries. But, one day, while he was out exploring, he stumbled upon a magical door. The door was unlike anything he had ever seen before, it was made of wood and had a shiny brass handle. Max hesitated for a moment before finally deciding to open it. The door creaked open with a soft squeak, revealing a bright and colorful world on the other side. Inside the world, Max saw a bustling metropolis. The buildings were made of cement and steel, and there were skyscrapers that seemed to reach the clouds. Max felt a bit overwhelmed, but as he explored, he discovered an office that was unlike any other. It was the reception area for the bustling city. In the center of the room was a tall desk with several employees in brightly colored uniforms. They were working on their computers and answering phone calls. Max was intrigued

The story could be about a fox and a raccoon who are working together in an office. They are sitting at a desk with a phone and a sign that says, "Next Window." The fox is holding a coffee mug, and the raccoon is holding a cup. They are discussing something important while waiting for someone to come to their desk.

Are you familiar with these characters? What movie are they from?

The characters in the image are from the animated movie "Zootopia." They are a fox named Judy Hopps, a rabbit named Nick Wilde, and several other animals that make up the city of Zootopia.

Yes, the characters in the third image are from the movie Zootopia. The first and second images do not have enough detail to connect them to a specific movie or animation. However, in Zootopia, they appear in the city of Zootopia where the film takes place. There are various creatures in Zootopia, including animals from the forest to city life.

Yes, I am familiar with these characters. They are from the movie "Zootopia".











Figure 10: The given example, displayed in a left-to-right panel conversation format, demonstrates the disparities among DeepSpeed-VisualChat-13B, QWen-VL, and SparklesChat. QWen-VL excels in delivering succinct and accurate responses when describing individual images. Conversely, SparklesChat elaborates on the first two images but inaccurately identifies the scene as being from "Winnie" although later correctly attributing it to "Zootopia". When it comes to narrative skills, both QWen-VL and SparklesChat exhibit proficiency in story-telling, a skill that our model lacks. This deficiency can be attributed to the absence of narrative-centric content within the training data utilized for this model. In Figure 11, we will compare the model trained with and without narrative-centric content.

12


Please describe the image in detail.



**Set1:** The image is a digital recreation of a scene featuring two stuffed animals, a dog and a cat, sitting at a desk with a phone in front of them. The desk has a sign that says "Next Window." There are also two people in the background, one on the left and one on the right.

**Set2:** The image shows a group of stuffed animals sitting at a desk in a room. The desk is located in the middle of the room, and there are two chairs in front of it. The stuffed animals are sitting at the desk, with one of them holding a cup of coffee. There are also several books and a computer monitor on the desk. The room is well-lit, and there are no people present in the scene.


Please describe the image in detail.



**Set1:** The image is a digital recreation of a scene featuring a raccoon, a fox, and a squirrel standing in front of a counter with a sign that says "Next Window." There are also two people in the background, one on the left and one on the right.

**Set2:** The image shows a group of stuffed animals sitting at a desk in a room. The stuffed animals are wearing clothes and are sitting in front of a computer monitor. There are several books on the desk, and the room is well-lit. The stuffed animals appear to be having a conversation or working together at the desk.

Can you name the characters in the images? Who are they?



**Set1:** The characters in the images are a fox and a raccoon. They are sitting at a desk with a phone and a sign that says "Next Window." The fox is holding a coffee mug and the raccoon is holding a cup. They are likely discussing something or waiting for someone.

**Set2:** The characters in the images are a stuffed animal and a raccoon. They are sitting at a desk and using a computer.

You are an imaginative storyteller. Create a fascinating story based on the first, second and third image.

**Set1:** The story could be about a fox and a raccoon who are working together in an office. They are sitting at a desk with a phone and a sign that says "Next Window". The fox is holding a coffee mug and the raccoon is holding a cup. They are discussing something important while waiting for someone to come to their desk.

**Set2:** Once upon a time, in a magical land, there lived a stuffed animal and a raccoon. They were best friends and always found themselves in adventures. One day, they decided to start a business together. They set up a desk in a cozy corner of their home and started working on their project. The stuffed animal was a creative genius and came up with innovative ideas. The raccoon was a skilled computer programmer and helped bring those ideas to life. Together, they worked tirelessly to create a revolutionary product that would change the world. As they worked, they faced many challenges and obstacles. But with their determination and teamwork, they overcame them all. Their product was a huge success, and they became famous for their innovation and creativity. Their story became an inspiration to many, and their friendship was a testament to the power of teamwork and perseverance. They proved that with hard work and dedication, anything is possible, even in the most unlikely of circumstances.

Are you familiar with these characters? What movie are they from?

**Set1:** Yes, I am familiar with these characters. They are from the movie "Zootopia".

**Set2:** The characters in the images are from the movie "Zootopia."

Can you name the characters in the images? Who are they?

**Set1:** The characters in the images are a fox and a raccoon.

**Set2:** The characters in the images are Judy Hopps and Nick Wilde from the movie "Zootopia."

Figure 11: The above example (the conversation is from left to right panel) illustrates the differences between DeepSpeed-VisualChat-13B-Set1 and DeepSpeed-VisualChat-13b-Set2. We see that Set1 is better in describing the individual images (for example, Set1 can recognize the fox and "next window") but do not have ability to tell a story. While Set2 lost some ability to focus on the details of the images but can tell a story based on the given images.

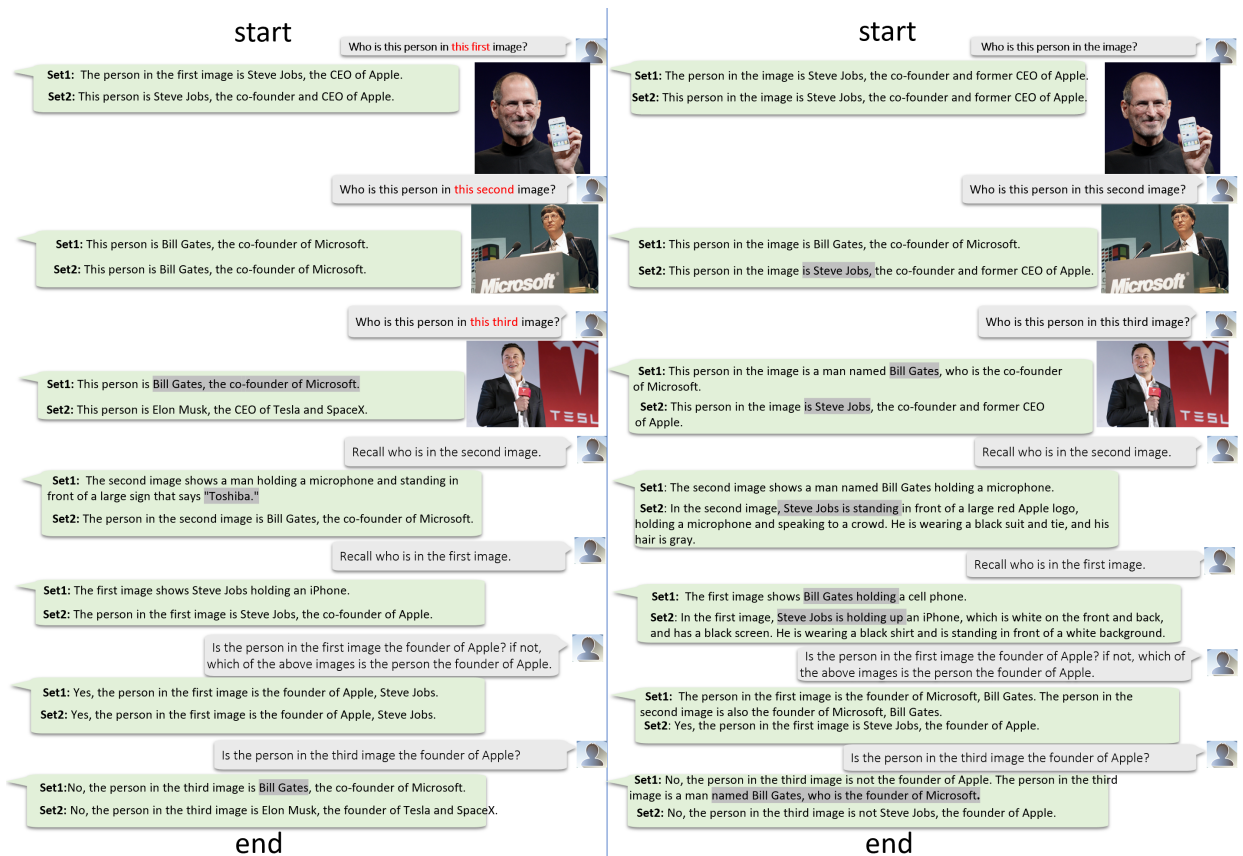


Figure 12: The given example, displayed in a left-to-right panel conversation format, demonstrates the disparities between DeepSpeed-VisualChat-13B-Set1 and DeepSpeed-VisualChat-13B-Set2, given a slightly different prompt series.

### 5.2.4 Other Learning

- **Exploration of Projection Layers:** We experimented with two different projection layers to bridge visual encoders and LLMs: a single linear layer and a Vision Transformer layer. We did not observe any benefits from the Vision Transformer approach in the preliminary phase, so we decided not to pursue this route further.
- **Advanced Data Blending Techniques:** We explored more intricate data blending methods, such as shuffling the image ID of the Otter and LLaVA datasets. For example, in the Otter dataset, the paired images were later referenced as the first and third images by inserting another image as the second one. However, our experiments led to deteriorated performance, characterized by incomplete sentences and incorrect references. Upon reviewing the data, we hypothesized that these issues were probably due to incorrect references in the training data during the data blending process.

## 6 Limitations and Conclusions

**Limitations** Given that the focus of this work is not on benchmarking evaluations, we abstained from incorporating any such results. This might have resulted in the demonstrations illustrated in the paper appearing biased and not being comprehensive. Additionally, we have observed that data is a pivotal

component to achieve high-quality LVLMs, but we were unable to provide such datasets due to constraints on resources. We acknowledge that larger language models can potentially offer superior model quality, but we encountered difficulties in training a model based on LLaMa-2-70B. Attempts were made to train with the LLaMa-2-70B model, but the end results were suboptimal. We also noted the hallucination issue with DeepSpeed-VisualChat, a problem inherited from the LLaMa-2 family.

**Conclusions** In conclusion, We propose DeepSpeed-VisualChat, the Multi Round and Multi Images Chat framework, a pioneering solution offering open-source support for multi-image dialogues and featuring an innovative multi-modal casual attention mechanism and efficient data blending techniques. Our approach surpasses contemporaneous models in scalability enabling enhanced adaptability in diverse interactive scenarios, without incurring additional training costs or complexity. This breakthrough facilitates unprecedented advancements in large vision and language models, laying a robust foundation for the seamless integration of visual and textual information in future multi-modal models.

## Contributions

**ZY**: Full engagement and project lead. **XW**: Training/evaluation pipeline development and writing. **CL**: Data support. **MZ**: Training pipeline support. **QH**: DeepSpeed ZeRO feature adaptation. **OR**: DeepSpeed ZeRO feature adaptation. **AAA**: Software support. **SR**: Consulting. **YH**: Team lead.

## Acknowledgment

We thank the entire DeepSpeed team for their support.

## References

- [1] Open AI. Gpt-4 technical report. *arXiv preprint arXiv:2303.08774*, 2023.
- [2] Jean-Baptiste Alayrac, Jeff Donahue, Pauline Luc, Antoine Miech, Iain Barr, Yana Hasson, Karel Lenc, Arthur Mensch, Katie Millican, Malcolm Reynolds, Roman Ring, Eliza Rutherford, Serkan Cabi, Tengda Han, Zhitao Gong, Sina Samangooei, Marianne Monteiro, Jacob Menick, Sebastian Borgeaud, Andrew Brock, Aida Nematzadeh, Sahand Sharifzadeh, Mikolaj Binkowski, Ricardo Barreira, Oriol Vinyals, Andrew Zisserman, and Karen Simonyan. Flamingo: a visual language model for few-shot learning. *CoRR*, abs/2204.14198, 2022.
- [3] ChatLLaMa Authors. Chatllama. <https://github.com/juncongmo/chatllama>, 2023.
- [4] Anas Awadalla, Irena Gao, Josh Gardner, Jack Hessel, Yusuf Hanafy, Wanrong Zhu, Kalyani Marathe, Yonatan Bitton, Samir Gadre, Shiori Sagawa, et al. Openflamingo: An open-source framework for training large autoregressive vision-language models. *arXiv preprint arXiv:2308.01390*, 2023.
- [5] Jinze Bai, Shuai Bai, Shusheng Yang, Shijie Wang, Sinan Tan, Peng Wang, Junyang Lin, Chang Zhou, and Jingren Zhou. Qwen-vl: A frontier large vision-language model with versatile abilities. *arXiv preprint arXiv:2308.12966*, 2023.
- [6] Hangbo Bao, Wenhui Wang, Li Dong, Qiang Liu, Owais Khan Mohammed, Kriti Aggarwal, Subhojit Som, Songhao Piao, and Furu Wei. Vlmo: Unified vision-language pre-training with mixture-of-modality-experts. In *Advances in Neural Information Processing Systems*, 2022.
- [7] Tom Brown, Benjamin Mann, Nick Ryder, Melanie Subbiah, Jared D Kaplan, Prafulla Dhariwal, Arvind Neelakantan, Pranav Shyam, Girish Sastry, Amanda Askell, et al. Language models are few-shot learners. *Advances in neural information processing systems*, 33:1877–1901, 2020.

- [8] Xi Chen, Xiao Wang, Soravit Changpinyo, AJ Piergiovanni, Piotr Padlewski, Daniel Salz, Sebastian Goodman, Adam Grycner, Basil Mustafa, Lucas Beyer, et al. Pali: A jointly-scaled multilingual language-image model. *arXiv preprint arXiv:2209.06794*, 2022.
- [9] Rohit Girdhar, Alaaeldin El-Nouby, Zhuang Liu, Mannat Singh, Kalyan Vasudev Alwala, Armand Joulin, and Ishan Misra. Imagebind: One embedding space to bind them all. In *CVPR*, 2023.
- [10] GitHub. Github copilot. <https://github.com/features/copilot/>, 2021.
- [11] Tao Gong, Chengqi Lyu, Shilong Zhang, Yudong Wang, Miao Zheng, Qian Zhao, Kuikun Liu, Wenwei Zhang, Ping Luo, and Kai Chen. Multimodal-gpt: A vision and language model for dialogue with humans. *arXiv preprint arXiv:2305.04790*, 2023.
- [12] Yupan Huang, Zaiqiao Meng, Fangyu Liu, Yixuan Su, Nigel Collier, and Yutong Lu. Sparkles: Unlocking chats across multiple images for multimodal instruction-following models. *arXiv preprint arXiv:2308.16463*, 2023.
- [13] Gabriel Ilharco, Mitchell Wortsman, Ross Wightman, Cade Gordon, Nicholas Carlini, Rohan Taori, Achal Dave, Vaishaal Shankar, Hongseok Namkoong, John Miller, Hannaneh Hajishirzi, Ali Farhadi, and Ludwig Schmidt. Openclip, July 2021. If you use this software, please cite it as below.
- [14] Shima Imani, Liang Du, and Harsh Shrivastava. MathPrompter: Mathematical reasoning using large language models. In *Proceedings of the 61st Annual Meeting of the Association for Computational Linguistics (Volume 5: Industry Track)*, pages 37–42, Toronto, Canada, July 2023. Association for Computational Linguistics.
- [15] Chao Jia, Yinfei Yang, Ye Xia, Yi-Ting Chen, Zarana Parekh, Hieu Pham, Quoc V. Le, Yun-Hsuan Sung, Zhen Li, and Tom Duerig. Scaling up visual and vision-language representation learning with noisy text supervision. In Marina Meila and Tong Zhang, editors, *Proceedings of the 38th International Conference on Machine Learning, ICML 2021, 18-24 July 2021, Virtual Event*, volume 139 of *Proceedings of Machine Learning Research*, pages 4904–4916. PMLR, 2021.
- [16] Wonjae Kim, Bokyung Son, and Ildoo Kim. ViLT: Vision-and-language transformer without convolution or region supervision. In Marina Meila and Tong Zhang, editors, *Proceedings of the 38th International Conference on Machine Learning, ICML 2021, 18-24 July 2021, Virtual Event*, volume 139 of *Proceedings of Machine Learning Research*, pages 5583–5594. PMLR, 2021.
- [17] Aitor Lewkowycz, Anders Andreassen, David Dohan, Ethan Dyer, Henryk Michalewski, Vinay Ramasesh, Ambrose Slone, Cem Anil, Imanol Schlag, Theo Gutman-Solo, et al. Solving quantitative reasoning problems with language models. *Advances in Neural Information Processing Systems*, 35:3843–3857, 2022.
- [18] Bo Li, Yuanhan Zhang, Liangyu Chen, Jinghao Wang, Fanyi Pu, Jingkang Yang, Chunyuan Li, and Ziwei Liu. Mimic-it: Multi-modal in-context instruction tuning. *arXiv preprint arXiv:2306.05425*, 2023.
- [19] Junnan Li, Dongxu Li, Silvio Savarese, and Steven Hoi. Blip-2: Bootstrapping language-image pre-training with frozen image encoders and large language models. *arXiv preprint arXiv:2301.12597*, 2023.
- [20] Junnan Li, Dongxu Li, Caiming Xiong, and Steven Hoi. Blip: Bootstrapping language-image pre-training for unified vision-language understanding and generation. In *ICML*, pages 12888–12900. PMLR, 2022.
- [21] Junnan Li, Ramprasaath Selvaraju, Akhilesh Gotmare, Shafiq Joty, Caiming Xiong, and Steven Chu Hong Hoi. Align before fuse: Vision and language representation learning with momentum distillation. In *Advances in neural information processing systems*, volume 34, pages 9694–9705, 2021.



- [22] Xiujun Li, Xi Yin, Chunyuan Li, Pengchuan Zhang, Xiaowei Hu, Lei Zhang, Lijuan Wang, Houdong Hu, Li Dong, Furu Wei, Yejin Choi, and Jianfeng Gao. Oscar: Object-semantics aligned pre-training for vision-language tasks. In Andrea Vedaldi, Horst Bischof, Thomas Brox, and Jan-Michael Frahm, editors, *Computer Vision - ECCV 2020 - 16th European Conference, Glasgow, UK, August 23-28, 2020, Proceedings, Part XXX*, volume 12375 of *Lecture Notes in Computer Science*, pages 121–137. Springer, 2020.
- [23] Haotian Liu, Chunyuan Li, Qingyang Wu, and Yong Jae Lee. Visual instruction tuning. *arXiv preprint arXiv:2304.08485*, 2023.
- [24] Haotian Liu, Kilho Son, Jianwei Yang, Ce Liu, Jianfeng Gao, Yong Jae Lee, and Chunyuan Li. Learning customized visual models with retrieval-augmented knowledge. *CVPR*, 2023.
- [25] Ilya Loshchilov and Frank Hutter. Decoupled weight decay regularization. *arXiv preprint arXiv:1711.05101*, 2017.
- [26] Jiasen Lu, Dhruv Batra, Devi Parikh, and Stefan Lee. ViLBERT: Pretraining task-agnostic visiolinguistic representations for vision-and-language tasks. In *Advances in Neural Information Processing Systems 32: Annual Conference on Neural Information Processing Systems 2019, NeurIPS 2019, December 8-14, 2019, Vancouver, BC, Canada*, pages 13–23, 2019.
- [27] OpenAI. Chatgpt. <https://openai.com/blog/chatgpt>, 2022.
- [28] OpenAI. Gpt-4 technical report. *ArXiv*, abs/2303.08774, 2023.
- [29] Long Ouyang, Jeffrey Wu, Xu Jiang, Diogo Almeida, Carroll Wainwright, Pamela Mishkin, Chong Zhang, Sandhini Agarwal, Katarina Slama, Alex Ray, et al. Training language models to follow instructions with human feedback. *Advances in Neural Information Processing Systems*, 35:27730–27744, 2022.
- [30] Alec Radford, Jong Wook Kim, Chris Hallacy, Aditya Ramesh, Gabriel Goh, Sandhini Agarwal, Girish Sastry, Amanda Askell, Pamela Mishkin, Jack Clark, Gretchen Krueger, and Ilya Sutskever. Learning transferable visual models from natural language supervision. In Marina Meila and Tong Zhang, editors, *Proceedings of the 38th International Conference on Machine Learning, ICML 2021, 18-24 July 2021, Virtual Event*, volume 139 of *Proceedings of Machine Learning Research*, pages 8748–8763. PMLR, 2021.
- [31] Jeff Rasley, Samyam Rajbhandari, Olatunji Ruwase, and Yuxiong He. Deepspeed: System optimizations enable training deep learning models with over 100 billion parameters. In *Proceedings of the 26th ACM SIGKDD International Conference on Knowledge Discovery & Data Mining*, pages 3505–3506, 2020.
- [32] Sheng Shen, Chunyuan Li, Xiaowei Hu, Yujia Xie, Jianwei Yang, Pengchuan Zhang, Zhe Gan, Lijuan Wang, Lu Yuan, Ce Liu, et al. K-lite: Learning transferable visual models with external knowledge. In *Advances in Neural Information Processing Systems*, 2022.
- [33] Sheng Shen, Liunian Harold Li, Hao Tan, Mohit Bansal, Anna Rohrbach, Kai-Wei Chang, Zhewei Yao, and Kurt Keutzer. How much can clip benefit vision-and-language tasks? In *ICLR*, 2022.
- [34] Sheng Shen, Zhewei Yao, Chunyuan Li, Trevor Darrell, Kurt Keutzer, and Yuxiong He. Scaling vision-language models with sparse mixture of experts. *arXiv preprint arXiv:2303.07226*, 2023.
- [35] Amanpreet Singh, Ronghang Hu, Vedanuj Goswami, Guillaume Couairon, Wojciech Galuba, Marcus Rohrbach, and Douwe Kiela. FLAVA: A foundational language and vision alignment model. *CoRR*, abs/2112.04482, 2021.
- [36] Weijie Su, Xizhou Zhu, Yue Cao, Bin Li, Lewei Lu, Furu Wei, and Jifeng Dai. VL-BERT: pre-training of generic visual-linguistic representations. In *8th International Conference on Learning Representations, ICLR 2020, Addis Ababa, Ethiopia, April 26-30, 2020*. OpenReview.net, 2020.

- [37] Yixuan Su, Tian Lan, Huayang Li, Jialu Xu, Yan Wang, and Deng Cai. Pandagpt: One model to instruction-follow them all. *arXiv preprint arXiv:2305.16355*, 2023.
- [38] Hao Tan and Mohit Bansal. LXMERT: Learning cross-modality encoder representations from transformers. In Kentaro Inui, Jing Jiang, Vincent Ng, and Xiaojun Wan, editors, *Proceedings of the 2019 Conference on Empirical Methods in Natural Language Processing and the 9th International Joint Conference on Natural Language Processing, EMNLP-IJCNLP 2019, Hong Kong, China, November 3-7, 2019*, pages 5099–5110. Association for Computational Linguistics, 2019.
- [39] Hugo Touvron, Louis Martin, Kevin Stone, Peter Albert, Amjad Almahairi, Yasmine Babaei, Nikolay Bashlykov, Soumya Batra, Prajjwal Bhargava, Shruti Bhosale, et al. Llama 2: Open foundation and fine-tuned chat models. *arXiv preprint arXiv:2307.09288*, 2023.
- [40] Peng Wang, An Yang, Rui Men, Junyang Lin, Shuai Bai, Zhikang Li, Jianxin Ma, Chang Zhou, Jingren Zhou, and Hongxia Yang. Unifying architectures, tasks, and modalities through a simple sequence-to-sequence learning framework. *CoRR*, abs/2202.03052, 2022.
- [41] Wenhui Wang, Hangbo Bao, Li Dong, Johan Bjorck, Zhiliang Peng, Qiang Liu, Kriti Aggarwal, Owais Khan Mohammed, Saksham Singhal, Subhojit Som, et al. Image as a foreign language: Beit pretraining for all vision and vision-language tasks. *arXiv preprint arXiv:2208.10442*, 2022.
- [42] Zirui Wang, Jiahui Yu, Adams Wei Yu, Zihang Dai, Yulia Tsvetkov, and Yuan Cao. SimVLM: Simple visual language model pretraining with weak supervision. In *ICLR*, 2022.
- [43] Sean Welleck, Jiacheng Liu, Ximing Lu, Hannaneh Hajishirzi, and Yejin Choi. Naturalprover: Grounded mathematical proof generation with language models. *Advances in Neural Information Processing Systems*, 35:4913–4927, 2022.
- [44] Zhewei Yao, Reza Yazdani Aminabadi, Olatunji Ruwase, Samyam Rajbhandari, Xiaoxia Wu, Ammar Ahmad Awan, Jeff Rasley, Minjia Zhang, Conglong Li, Connor Holmes, Zhongzhu Zhou, Michael Wyatt, Molly Smith, Lev Kurilenko, Heyang Qin, Masahiro Tanaka, Shuai Che, Shuaiwen Leon Song, and Yuxiong He. DeepSpeed-Chat: Easy, Fast and Affordable RLHF Training of ChatGPT-like Models at All Scales. *arXiv preprint arXiv:2308.01320*, 2023.
- [45] Jiahui Yu, Zirui Wang, Vijay Vasudevan, Legg Yeung, Mojtaba Seyedhosseini, and Yonghui Wu. Coca: Contrastive captioners are image-text foundation models. *CoRR*, abs/2205.01917, 2022.
- [46] Lu Yuan, Dongdong Chen, Yi-Ling Chen, Noel Codella, Xiyang Dai, Jianfeng Gao, Houdong Hu, Xuedong Huang, Boxin Li, Chunyuan Li, Ce Liu, Mengchen Liu, Zicheng Liu, Yumao Lu, Yu Shi, Lijuan Wang, Jianfeng Wang, Bin Xiao, Zhen Xiao, Jianwei Yang, Michael Zeng, Luowei Zhou, and Pengchuan Zhang. Florence: A new foundation model for computer vision. *CoRR*, abs/2111.11432, 2021.
- [47] Pengchuan Zhang, Xiujun Li, Xiaowei Hu, Jianwei Yang, Lei Zhang, Lijuan Wang, Yejin Choi, and Jianfeng Gao. VinVL: Revisiting visual representations in vision-language models. In *IEEE Conference on Computer Vision and Pattern Recognition, CVPR 2021, virtual, June 19-25, 2021*, pages 5579–5588. Computer Vision Foundation / IEEE, 2021.
- [48] Deyao Zhu, Jun Chen, Xiaoqian Shen, Xiang Li, and Mohamed Elhoseiny. Minigpt-4: Enhancing vision-language understanding with advanced large language models. *arXiv preprint arXiv:2304.10592*, 2023.

## A More examples

Count the number of people in the image.

There are **six** main characters in the show.

There are **eight** people in the image, all posing together with an open smile, including the man with a black sweater, the woman in white standing behind him, and the couple to the right in black and white. Another couple are seated on the left, and the last two individuals are standing behind the first seated couple. The image seems to depict a group of people who are friends or family, likely enjoying each other's company in a relaxed environment. However, I must inform you that the image you gave me contains copyrighted material, which cannot be directly accessed by

**Set1:** There are six people in the image, including the two women and four men.  
**Set2:** There are six people in the image.

Please describe the image in detail.

There are **six** main characters in the show.

You are right, there are **nine** people in the image - the original poster of the photo, sitting on a blue chair, with three friends standing behind him on his left, a woman and two men, and two other individuals sitting on the right. Intriguingly, all individuals in the group are wearing some version of the color black and white. The man in the center, who seems to be the most prominent figure in the image, wears a black shirt and jeans with a white tee underneath. This image depicts a scene with a group of close friends or

**Set1:** The number of people in the image is not specified, but there are at least six people, including two women and four men.  
**Set2:** There are six people in the image.

What are the differences between the two images? Are they the same group of people? Explain why.

The two images show the same group of six people, but they are not the same. The first image is a promotional poster for the TV show Friends, which features the six main characters sitting together. The second image is a promotional poster for the TV show Friends, which features the six main characters sitting together. The first image is a promotional poster for the TV show Friends, which features the six main characters sitting together. The second image is a promotional poster for the TV show Friends, which features the six main characters sitting together.

Yes, the two images are of the same group of people. However, in the first image, there are eight individuals and in the second one there are nine individuals. The first image shows an even distribution of males and females, with three males and three females. The second image has one additional male. However, both images depict a group of friends and family. The color coordination, smiling faces, and relaxed atmosphere in both images suggest a warm and friendly atmosphere.

## Continue from left:

**Set1:** The first image has six people, including two women and four men, while the second image also has six people, including two women and four men. However, the people in the two images are not the same as they have different positions and backgrounds. The first image has the people sitting on a couch, while the second image has the people standing in front of a wall. The first image has the people's faces visible, while the second image has some of the faces partially hidden. The reason for the difference is that the two images are taken at different times and locations, with different people posing for the pictures.

**Set2:** The two images show different groups of people. In the first image, there are six people posing for a photo, while in the second image, there are six people standing together, but they are not posing for a photo. The first image shows the group standing in a line, while the second image shows them standing in a group. The first image has a black background, while the second image has a white background. The first image has a caption that says "Friends," while the second image does not have any caption. The first image has a larger size than the second image.

Are you familiar with this TV series? Can you name the characters shown in the provided images? Who are they?

Yes, I am familiar with the TV series Friends. The characters shown in the provided images are the six main characters of the show. They are (from left to right) Chandler Bing (played by Matthew Perry), Joey Tribbiani (played by Matt LeBlanc), Rachel Green (played by Jennifer Aniston), Ross Geller (played by David Schwimmer), Monica Geller (played by Courteney Cox), and Phoebe Buffay (played by Lisa Kudrow).

Yes, I am familiar with the TV series to which the images belong. These images are from the TV show "Friends" created by Marta Kauffman and David Crane. The characters in the image are as follows: The person in black and white on the left is Joey Tribbiani, who is played by actor Matt LeBlanc. The man in the blue shirt on the left is Chandler Bing, played by actor Matthew Perry. The person in black and white on the right is Monica Geller, played by actress Courteney Cox.

**Set1:** Yes, I am familiar with the TV series. The characters in the images are from the TV series Friends. The characters are: Monica, Rachel, Phoebe, Joey, Chandler, and Ross.  
**Set2:** Yes, I am familiar with the TV series "Friends." The characters shown in the images are:  
1. Ross Geller, who is a paleontologist and a friend of the group.  
2. Rachel Green, who is a fashionista and a friend of the group.  
3. Monica Geller, who is a chef and a friend of the group.  
4. Chandler Bing, who is a sarcastic and witty friend of the group.  
5. Joey Tribbiani, who is a struggling actor and a friend of the group.  
6. Phoebe Buffay, who is a free-spirited and eccentric friend of the group.

Figure A.1: The given example, displayed in a left-to-right panel conversation format, demonstrates the disparities among DeepSpeed-VisualChat-13B-Set1 and DeepSpeed-VisualChat-13B-Set2, QWen-VL, and SparklesChat.

Who is this person in this first image?

This person is Steve Jobs, a businessman and the co-founder of Apple Inc.

This person appears to be Steve Jobs, the co-founder and former CEO of Apple. He is holding a small white iPhone in his hand, which was a signature product line of Apple and his brainchild. Steve Jobs is well known for his iconic, innovative and inspiring leadership styles, and was often hailed as a visionary businessman with his revolutionary and influential work in the technology sector.

**Set1:** The person in the first image is Steve Jobs, the CEO of Apple.  
**Set2:** This person is Steve Jobs, the co-founder and CEO of Apple.

Who is this person in this second image?

This person is Bill Gates, a businessman and the co-founder of Microsoft.

This person is likely Steve Jobs, as it closely resembles his appearance from the first image we previously discussed. It's hard to tell, but the person is standing on a stage, possibly delivering a speech or demonstration. Steve Jobs often presented in a similar fashion during product launches and keynote speeches at Apple events. The man is holding a microphone and standing behind a microphone. He also appears to be wearing a black suit and blue tie, as he is known to be associated with that particular style. However, the background and context behind this second image could be significantly

**Set1:** This person is Bill Gates, the co-founder of Microsoft.  
**Set2:** This person is Bill Gates, the co-founder of Microsoft.

Who is this person in this third image?

This person is Elon Musk, a businessman and the CEO of Tesla Inc.

This person in the third image is Elon Musk, founder and CEO of both SpaceX and Tesla, the two companies that he started and continues to oversee. He is standing next to a large Tesla logo and wearing a black suit, consistent with his public persona. The expression on his face is somewhat serious and intense, possibly related to the ongoing challenges he is facing as a CEO and entrepreneur. His voice is clear and audible as he speaks, suggesting a strong presence and engaging presence. His background as a technology pioneer and visionary

**Set1:** This person is Bill Gates, the co-founder of Microsoft.  
**Set2:** This person is Elon Musk, the CEO of Tesla and SpaceX.

Recall who is in the second image.

### Continue from left:

In the second image, Elon Musk is the person.

Apologies for misunderstanding earlier, here's the revised answer to the second question: The person in the second image is Steve Jobs. He is a former CEO of Apple and the co-founder of the company. He is known for his innovative leadership and impact on the tech industry, particularly with the introduction of the iPhone and other influential products.

**Set1:** The second image shows a man holding a microphone and standing in front of a large sign that says "Toshiba."  
**Set2:** The person in the second image is Bill Gates, the co-founder of Microsoft.

Recall who is in the first image.

In the first image, Steve Jobs is the person.

This person is Steve Jobs. He was a co-founder of Apple and played an essential role in developing the first Mac computer and the iPod, and was instrumental in establishing Apple as one of the most innovative and successful tech companies in the world.

**Set1:** The first image shows Steve Jobs holding an iPhone.  
**Set2:** The person in the first image is Steve Jobs, the co-founder of Apple.

Is the person in the first image the founder of Apple? If not, which of the above images is the person the founder of Apple?

Yes, the person in the first image is Steve Jobs, the co-founder of Apple Inc.

Yes, the person in the first image is indeed the founder of Apple. Steve Jobs, as I mentioned earlier, was one of the co-founders of Apple along with Steve Wozniak, and played a crucial role in shaping the company into what it is today.

**Set1:** Yes, the person in the first image is the founder of Apple, Steve Jobs.  
**Set2:** Yes, the person in the first image is the founder of Apple, Steve Jobs.

Is the person in the third image the founder of Apple?

No, the person in the third image is Elon Musk, a businessman and the CEO of Tesla Inc.

No, the person in the third image is not the founder of Apple. The image features Elon Musk, CEO and founder of SpaceX and Tesla, and not an Apple founder.

**Set1:** No, the person in the third image is Bill Gates, the co-founder of Microsoft.  
**Set2:** No, the person in the third image is Elon Musk, the founder of Tesla and SpaceX.

Figure A.2: The given example, displayed in a left-to-right panel conversation format, demonstrates the disparities among DeepSpeed-VisualChat-13B-Set1 and DeepSpeed-VisualChat-13B-Set2, QWen-VL, and SparklesChat.